

# Economic agents as imperfect problem solvers\*

Cosmin Ilut  
Duke University & NBER

Rosen Valchev  
Boston College

November 2017

## Abstract

We develop a tractable model of limited cognitive perception of the optimal policy function. Agents allocate cognitively costly reasoning effort to generate signals about the optimal action conditional on the observed objective state. Accumulated signals update beliefs about the entire function, but mostly about the optimal action conditional on states close to the realizations where reasoning occurred. Agents reason more when observing unusual states, producing state- and history-dependent responses akin to salient thinking. The typical individual and aggregate actions exhibit non-linearity, endogenous persistence and volatility clustering. Individual behavior also displays stochastic choice, biases in systematic behavior, and cross-sectional volatility clusters.

KEYWORDS: cognitively costly reasoning, imperfect perception of policy functions, non-linearity, inertia and salience, endogenous persistence, time-varying volatility.

JEL CODES: D91, E32, E71.

---

\*Email addresses: Ilut [cosmin.ilut@duke.edu](mailto:cosmin.ilut@duke.edu), Valchev [valchev@bc.edu](mailto:valchev@bc.edu). We would like to thank Ryan Chahrour, Tarek Hassan, Kristoffer Nimark, Philipp Sadowski, Todd Sarver and Mirko Wiederholt, as well as conference participants at the Green Line Macro Meetings, Society of Economic Dynamics and Computing in Economics and Finance for helpful discussions and comments.

# 1 Introduction

Contrary to standard models where rational agents act optimally, in both real world and experimental settings, economic agents often choose what appear to be sub-optimal actions, especially when faced with complex situations. To account for that, the literature has become increasingly interested in modeling cognitive limitations that constrain the agents' ability to reach the full information rational decision. This interest has come from different fields including decision theory, behavioral economics, macroeconomics, finance and neuroscience and has led to a diverse set of approaches. The common principle of these approaches is that agents have limited cognitive resources to process payoff relevant information, and thus face a trade-off in the accuracy of their eventual decision and the cognitive cost of reaching it.

A key modeling choice is the nature of the costly payoff-relevant information that agents can choose to acquire. In general, a decision can be represented as a mapping from the information about the objective states of the world to the set of considered actions. Therefore, cognitive limitations in reaching the optimal decision may be relevant to two different layers of imperfect perception. First, cognitive limitations may imply imperfect observation of the objective states, such as income or interest rates. Second, cognitive limitations may imply limited perception of the optimal mapping from information about the objective states to the actual optimal action, such as consumption or labor.

The standard approach in the macroeconomics literature is to focus on the first layer of uncertainty and assume that agents perceive the objective states with noise, but use the mapping of information about the states to actions derived under full rationality. This approach is exemplified by the Rational Inattention literature inspired by Sims (1998, 2003).<sup>1</sup> More generally, the idea of allowing agents to choose their information about the unknown objective states, but knowing what to do with it, is present in other parts of the literature.<sup>2</sup>

In this paper, we develop a tractable framework that focuses on the second layer of imperfect perception. In our model agents observe all relevant objective state variables perfectly. However, agents have limited cognitive resources that prevent them from computing their optimal policy *function* and coming up with the optimal state-contingent plan of action.<sup>3</sup>

---

<sup>1</sup>Macroeconomic applications include consumption dynamics (Luo (2008), Tutino (2013)), price setting (Maćkowiak and Wiederholt (2009), Stevens (2014), Matějka (2015)), monetary policy (Woodford (2009), Paciello and Wiederholt (2013)), business cycle dynamics (Melosi (2014), Maćkowiak and Wiederholt (2015a)) and portfolio choice (van Nieuwerburgh and Veldkamp (2009, 2010), Kacperczyk et al. (2016), Valchev (2017)). See Wiederholt (2010) and Sims (2010) for recent surveys on rational inattention in macroeconomics.

<sup>2</sup>See for example Woodford (2003), Reis (2006a,b) and Gabaix (2014, 2016). See Veldkamp (2011) for a review on imperfect information in macroeconomics and finance.

<sup>3</sup>Such a friction is consistent with a large field and laboratory experimental literature on how the quality of decision making is negatively affected by the complexity of the decision problem. See Deck and Jahedi (2015) for a recent survey.

They can expend costly reasoning effort that helps reduce the uncertainty over the unknown best course of action, and do so optimally.<sup>4</sup> Given their chosen reasoning effort, agents receive signals about the optimal action at the current state of the world, and the resulting information about the optimal policy function accumulates over time. Thus, while being imperfect problem solvers, agents are ‘procedurally rational’ in the sense of Simon (1976) and exhibit behavior that is the outcome of appropriate deliberation.

In particular, the agent faces a tracking problem in the form of minimizing expected squared deviations from the unknown optimal action. Therefore, the agent’s actual action is the best guess, i.e. the expected value conditional on the accumulated information, of the optimal policy function evaluated at the observed objective state. We model the uncertainty about the unknown optimal policy function as a Gaussian Process distribution over which agents update beliefs.<sup>5</sup> A more intense reasoning effort is beneficial because it lowers the variance of the noise in the incoming signals. In turn, a more intense reasoning is costly, which we model as a cost on the total amount of information about the optimal action carried in the new signal, as measured by the Shannon mutual information.<sup>6</sup>

The defining feature of our learning framework is the accumulation of information about the optimal action as a function of the underlying state. The prior Gaussian Process distribution is characterized by a stationary covariance function that controls the correlation of beliefs about the values of the unknown function at distinct values of the objective state. In particular, the information acquired about the value of the optimal action at some state realization is perceived to be, at least partially, informative about the optimal action at a different state realization. These *knowledge spillovers* across objective states lead to propagation of the reasoning signals. When this correlation is imperfect, the information acquired about the function is most useful *locally* to the state realization where reasoning occurs. As a result, the uncertainty over the unknown policy function is lower around states where reasoning has occurred more often.

The emerging key property of the decision to reason is intuitive: the agent finds it optimal to reason more intensely when observing more unusual state realizations. These are states where, given the reasoning history entering that period, the agent has a higher prior

---

<sup>4</sup>Generally, reasoning processes are characterized in the literature as ‘fact-free’ learning (see Aragonés et al. (2005)), i.e. because of cognitive limitations additional deliberation helps the agent get closer to the optimal decision even without additional objective information as observed by an econometrician.

<sup>5</sup>Intuitively, a Gaussian Process distribution models a function as a vector of infinite length, where the vector has a joint Gaussian distribution. In addition to its wide-spread use in Bayesian statistics, Gaussian Processes have also been applied in machine learning over unknown functional relationships – both in terms of supervised (Rasmussen and Williams (2006)) and non-supervised (Bishop (2006)) learning.

<sup>6</sup>Following Sims (2003) a large literature has studied the choice properties of attention costs based on the Shannon mutual information between prior and posterior beliefs. See for example Matějka and McKay (2014) Caplin et al. (2016), Woodford (2014) and Matějka et al. (2017).

uncertainty over the best course of action, conditional on the observed state. In contrast, at states where past deliberation has occurred most often, the agent has accumulated sufficient information so that further deliberation is not optimal. Thus, the deliberation choice and actions are both state and history dependent, and display salient thinking. To characterize the typical behavior, we focus on analyzing implications at the ergodic distribution, where the agent has seen a long history of reasoning signals. To obtain a stable ergodic distribution of beliefs, we also assume that the agent discounts past information at a constant rate.

The resulting behavior has several key properties. First, the ergodic policy function, i.e. the action taken as a function of the observed state, is non-linear, even though the unknown underlying optimal policy function is linear. This is due to the state dependent deliberation choice. In particular, the ergodic prior uncertainty entering the period is U-shaped, being smaller around the mean value of the objective state, where most of previous reasoning has occurred. Therefore, for realizations in the middle of the state distribution, the agent chooses not to reason much further and there the action is primarily driven by the prior knowledge entering the period. In contrast, at realizations further in the tails of the state distribution, the agent chooses to reason more intensely, and puts a larger weight on the new reasoning signal. Thus, in this part of the state space the beliefs (and effective action) become increasingly closer to the true unknown optimal action. Because of the resulting state-dependent weight put on the new signal, the effective policy function becomes non-linear.

In our benchmark setup, which uses a non-informative, constant prior mean function, the non-linearity manifests as an ergodic policy function that is relatively flat for state realizations close to their mean (inertia), and much more responsive for tail realizations (salience).<sup>7</sup> Intuitively, the agent has a good understanding of the average level of the optimal action around the mean of the state, and hence there is not much incentive to reason about how the optimal policy changes with small movements in the state. The resulting imprecise understanding of the *shape* of the optimal policy function leads towards a flat response around usual states. In contrast, for state realizations further in the tail of the distribution, the stronger incentive to reason leads to informative signals about the shape of the unknown policy function, which on average point towards a more responsive action.

Second, there is endogenous persistence in both individual and aggregate actions. This mechanism naturally arises from the knowledge spillovers acquired through reasoning. Moreover, the interplay between the flat responses around the usual states and the salience effects at the more unusual states generate local convexities in the ergodic policy function.

---

<sup>7</sup>The inertia is consistent with a widely documented ‘status-quo’ bias (Samuelson and Zeckhauser (1988)). The stronger response at unusual states is consistent with the so-called salience bias, or availability heuristic (Tversky and Kahneman (1975)), that makes behavior more sensitive to vivid, salient events.

The average movement in the periods following a change in the objective state may be dominated by salience type of reasoning so that, even with mean reverting exogenous states, the agent takes a more reactive action than before, leading to hump-shaped dynamics.

Third, there is endogenous time-variation in the volatility of actions. In samples that happen to have more volatile state realizations the agent not only takes more volatile actions but also chooses to reason more intensely. These stronger and more frequent incentives for deliberation result in a posterior belief that the optimal action is more responsive. Therefore, in periods following such volatile times, the actions appear to respond more to the objective state, leading to clusters of volatility in actions, even without changes to structural parameters.

Agents also exhibit stochastic choice, an important behavior characteristic observed in experiments. In our model, an agent's action could vary even conditioning on the observed state, due to the idiosyncratic reasoning signals and the fact that the optimal deliberation choice depends on the whole history of objective states. At the same time, agents observe different histories of reasoning signals leading to heterogeneous priors and policy functions. This appears to an outside analyst as persistent biases in systematic behavior across agents.

We study cross-sectional effects by introducing a continuum of ex-ante identical agents who solve the same reasoning problem and observe the same aggregate objective state. However, the agents differ in their specific history of reasoning signals. At the more unusual state realizations, where they have accumulated less relevant information, the agents' priors are more anchored by their common initial prior and the dispersion of beliefs entering the period tends to be smaller. At the same time, at these states agents decide to rely more on their newly obtained idiosyncratic reasoning signals. When the latter effect dominates, the cross-sectional dispersion of actions is larger at the more unusual states.<sup>8</sup>

Finally, we extend our analysis to two actions that differ in their cost of making errors. Since the information flow friction in our model is not over the single state variable, but is specific to the cognitive effort it takes to make decisions about each action, the errors in the two actions are not perfectly correlated. Moreover, the resulting effective policy functions are different, even if the true unknown policy functions are the same. This contrasts with models of imperfect perception of the objective state, where the mistakes in the two actions tend to be perfectly correlated, as they are driven by the same belief over the unknown state.

Overall, we find that costly cognition can act as a parsimonious friction that generates several important characteristics of many aggregate time-series: endogenous persistence, non-linearity and volatility clustering, as well as possible hump-shaped dynamics. Therefore, our findings connect three important directions in macroeconomics. One is a large literature

---

<sup>8</sup>Potential correlated volatility at the 'micro' (cross-sectional dispersion) and 'macro' (volatility clustering of the aggregate action) level is consistent with recent evidence surveyed in Bloom (2014).

that proposes a set of frictions, typically taking the form of adjustment costs, to explain sluggish behavior (eg. investment adjustment cost, habit formation in consumption, rigidities in changing prices or wages).<sup>9</sup> A second direction is to introduce frictions aimed at obtaining non-linear dynamics (eg. search and matching labor models, financial constraints).<sup>10</sup> Third, there is a significant literature that documents and models exogenous variation in volatility and structural parameters to better fit macroeconomic data.<sup>11</sup>

Relative to the literature on imperfect actions, the key property of our model is in the dynamics of the distribution of beliefs over optimal actions. Compared to the standard approach in macroeconomics, which analyzes imperfect perception of objective states, the deliberation choice and the posterior uncertainty in our model are conditional on such states.<sup>12</sup> Our emphasis on reasoning about optimal policy functions builds on a literature, mostly in decision theory, that analyzes the costly perception of unknown subjective states.<sup>13</sup> We contribute to both of these strands of literature by developing a tractable model of learning about the optimal action as an unknown function of the objective state. We characterize how this form of learning leads to endogenous state and history dependence in the beliefs entering the period. The resulting beliefs are instrumental to producing non-linear action responses. Indeed, when we shut down the accumulation of information about the optimal decision rule, we recover linear actions and uniform under-reaction to the state, a typical result in the existing LQ Gaussian analysis of imperfect attention to objective states.<sup>14</sup>

Our costly cognition model also relates to two literatures on bounded rationality in macroeconomics. One is a ‘near-rational’ approach that assumes a constant cost of implementing the otherwise known optimal action. This work studies the general equilibrium

---

<sup>9</sup>See for example Christiano et al. (2005) and Smets and Wouters (2007).

<sup>10</sup>See Fernández-Villaverde et al. (2016) for a recent survey of non-linear methods.

<sup>11</sup>For example Stock and Watson (2002), Cogley and Sargent (2005) and Justiniano and Primiceri (2008).

<sup>12</sup>In that work the choice of attention to a state realization is typically made ex-ante, conditional on a prior distribution over those realizations. Some recent models of ex-post attention choices, i.e conditional on the current realization, include: the sparse operator of Gabaix (2014, 2016) that can be applied ex-ante or ex-post to observing the state, information processing about the optimal action after a rare regime realizes (Maćkowiak and Wiederholt (2015b)) and a decision over which information provider to use (Nimark and Pitschner (2017)). The latter model can generate stronger agents’ responses to more extreme events because these events are more likely to be widely reported and be closer to common knowledge. Nimark (2014) obtains these stronger responses as a result of an assumed information structure where signals are more likely to be available about more unusual events.

<sup>13</sup>As in the model of costly contemplation over tastes in Ergin and Sarver (2010) or the rationally inattentive axiomatization in Oliveira et al. (2017). Alaoui and Penta (2016) analyze a reasoning model where acquiring information about subjective mental states indexing payoffs is costly, but leads to higher accuracy.

<sup>14</sup>While there is interest in departures from that result, most of the focus in the literature has been on obtaining optimal information structures that are non-Gaussian, taking the form of a discrete support for signals (see for example Sims (2006), Stevens (2014) and Matějka (2015)). Instead, we maintain the tractability of the LQ Gaussian setup but obtain non-linear dynamics.

(GE) effects of the resulting individual errors, taken as state-independent stochastic forces.<sup>15</sup> A second literature addresses the potential difficulties faced by boundedly rational agents in computing GE effects.<sup>16</sup> There the individual decision rule is the same as the fully rational one, but the GE effects are typically altered. Relative to these two approaches, we share an interest in cognitive costs and focus on how imperfect reasoning generates an endogenous structure of errors in actions, but abstract from GE effects for our aggregate implications.

The paper is organized as follows. Section 2 develops the cognitively costly reasoning model. In Section 3 characterizes the ergodic distribution of beliefs and actions, used in Section 4 to describe key features for information propagation. Section 5 studies cross-sectional properties with a continuum of agents. Section 6 extends the model to two actions.

## 2 Model of Cognitively Costly Reasoning

In this section we develop our costly decision-making framework. We focus on a tractable quadratic tracking problem with Gaussian uncertainty in order to present the mechanism in a transparent way. In addition, it also facilitates comparisons with the existing imperfect information literature following Sims (2003).

Our focus is on limiting information flow not about an objective state variable but instead about the policy function. We model the tracking problem of an agent that knows the current value of the objective state,  $y_t$ , which is an iid draw from  $N(\bar{y}, \sigma_y^2)$ . However, the agent does not know the optimal policy function  $c^*(y_t)$  ( $c^* : \mathbb{R} \rightarrow \mathbb{R}$ ) that maps the state value  $y_t$  to the optimal action  $c_t^* \in \mathbb{R}$ . Our analysis will show how learning about the optimal policy *function*  $c^*(\cdot)$  makes the uncertainty facing the agent state dependent, and also leads to interesting features in the way information accumulates and propagates through time.

The tracking problem of the agent is to choose the actual action,  $c_t$ , to minimize expected quadratic deviations from the action implied by the unknown optimal policy function  $c^*(\cdot)$ :

$$U = \min_{c_t} W_{cc} \mathbb{E}_t (c_t - c^*(y_t))^2,$$

where the parameter  $W_{cc} > 0$  measures the utility cost of suboptimal actions.<sup>17</sup> Therefore,

---

<sup>15</sup>See for example Akerlof and Yellen (1985), Dupor (2005) and Hassan and Mertens (2017).

<sup>16</sup>One such approach is parametric learning, typically through fitting linear dynamics, about the perceived law of motion for aggregate variables, as in the the adaptive least-squares learning literature (Sargent (1993) and Evans and Honkapohja (2011)). Other recent forms of bounded rationality include reflective equilibrium (García-Schmidt and Woodford (2015)), level k-thinking (Farhi and Werning (2017)), or lack of common knowledge as a result of cognitive limits (Angeletos and Lian (2017)).

<sup>17</sup>The framework could be viewed as a quadratic approximation to the value function of the agent, and  $W_{cc}$  as the second derivative of the value function with respect to the action.

the agent acts according to the conditional expectation of the true, unknown optimal action:

$$c_t = \mathbb{E}_t(c^*(y_t)).$$

Lastly, to highlight the endogenous non-linear features of our setup, we assume that the unknown true policy function is linear in the state:

$$c^*(y) = y. \tag{1}$$

## 2.1 Prior beliefs about the optimal policy function $c^*(y)$

We model learning over the space of functions using a tractable, yet flexible Bayesian non-parametric approach. The agent’s prior beliefs over the unknown function  $c^*(y)$  are given by a Gaussian Process (GP) distribution

$$c^*(y) \sim \mathcal{GP}(\hat{c}_0(y), \Sigma_0(y, y')),$$

where the mean function  $\hat{c}_0(y)$  specifies the unconditional mean of  $c^*(y)$  for any value  $y$ ,

$$\hat{c}_0(y) = \mathbb{E}(c^*(y)),$$

and the covariance function  $\Sigma_0(y, y')$  specifies the unconditional covariance between the values of the function at any pair of inputs  $y$  and  $y'$ :

$$\Sigma_0(y, y') = \mathbb{E}((c^*(y) - \hat{c}_0(y))(c^*(y') - \hat{c}_0(y'))).$$

Thus, the mean function  $\hat{c}_0(y)$  encodes any prior information about the shape of the unknown  $c^*(y)$ , and the covariance function  $\Sigma_0(y, y')$  captures prior beliefs about its smoothness.

A GP distribution is the generalization of the Gaussian distribution to infinite-sized collections of real-valued random variables, and it is often used as a prior for Bayesian inference on functions (Liu et al. (2011)). Intuitively, a GP distribution models a function as a vector of infinite length, where the whole vector has a joint Gaussian distribution. Often, (especially in high frequency econometrics) Gaussian Processes are defined as a function of time – e.g. Brownian motion. In this paper, however, we use them as a convenient and tractable way of modeling the agent’s uncertainty over the unknown policy function  $c^*(y)$  and thus the indexing set is the real line (and in more general applications with multiple state variables also  $\mathbb{R}^N$ , see Section 6 below).<sup>18</sup>

---

<sup>18</sup>Iltut et al. (2016) use a Gaussian Process setup to model how firms learn about the relevant objective



The defining feature of a GP distribution is that for any finite collection of points in the domain of  $c^*(\cdot)$ ,  $\mathbf{y} = [y_1, \dots, y_N]$ , the resulting distribution of the vector of function values  $c^*(\mathbf{y})$  is a joint Normal distribution given by:

$$c^*(\mathbf{y}) \sim N \left( \begin{bmatrix} \hat{c}_0(y_1) \\ \vdots \\ \hat{c}_0(y_N) \end{bmatrix}, \begin{bmatrix} \Sigma_0(y_1, y_1) & \dots & \Sigma_0(y_1, y_N) \\ \vdots & \ddots & \vdots \\ \Sigma_0(y_N, y_1) & \dots & \Sigma_0(y_N, y_N) \end{bmatrix} \right).$$

Using this feature, we can draw samples from the distribution of functions evaluated at any arbitrary finite set of points  $\mathbf{y}$ , and hence this fully describes the prior uncertainty of the agent about the underlying policy function  $c^*(y)$ .

We follow the standard practice in Bayesian statistics and assume that the agent has no prior knowledge of the shape of the unknown  $c^*(y)$ , which amounts to assuming that the prior mean function  $\hat{c}_0(y)$  is a constant (see Rasmussen and Williams (2006)). This way the data (or in our case the costly reasoning signals introduced later) fully determine the estimated shape of the unknown function. Typically, an econometrician would demean the data and set that constant mean function equal to zero, but we make the extra assumption that the agent's beliefs are centered around the true steady state optimal action, which we call  $\bar{c}$ :

$$\hat{c}_0(y) = \bar{c}, \quad \forall y. \tag{2}$$

Note that this does not mean that the agent knows the optimal action at the steady state value of the state  $\bar{y}$  – there is still uncertainty about it as the prior variance is non-zero.

Beyond standard econometric practice, the constant prior mean function is also important conceptually. Since the basic idea of our framework is to make information about the unknown  $c^*(y)$  subject to costly deliberation, the assumption of a constant  $\hat{c}_0(y)$  avoids any free back-door information flows about the relationship between the state and the optimal action. We only assume that the agent's prior beliefs are appropriately centered, but they do not contain any information about the optimal action over and above the knowledge of  $\bar{c}$ .<sup>19</sup>

Importantly, the prior mean function  $\hat{c}_0(y)$  is only the time zero prior belief of an agent that has spent no time thinking about the optimal behavior. As the agent optimally deliberates and accumulates information over time, the ergodic mean belief entering a period

---

state, in the form of an unknown demand function. However, there the firms are assumed to use the mapping from that imperfect information about the state to the optimal actions derived under no cognition constraints.

<sup>19</sup>The lack of a-priori knowledge about the function can also be modeled as if the agent entertains a wide set of potential functions for  $\hat{c}_0(y)$  that, conditional on  $y$ , is symmetrically centered around  $\bar{c}$ . The maximum entropy principle then implies that the agent will act as if he had a uniform prior distribution over that set, which gives us the prior mean function in equation (2).

would be different from  $\hat{c}_0(y)$ . Characterizing the typical information set and resulting behavior at the ergodic distribution of beliefs is the main focus of the paper. Nevertheless, allowing for ex-ante through a non-constant prior mean function is possible, and in fact would have no effect on the updating process or the learning choices – it would only serve to exogenously tilt the posterior beliefs after the fact. Thus, for most of our analysis we stick to the conceptually appealing case of  $\hat{c}_0(y) = \bar{c}$ , but will also later describe the effect of changing the time zero prior mean function.

In many ways, the most important component of the agent’s prior is the covariance function. It determines how new information about  $c^*(y)$  is interpreted and combined with prior information to form the posterior beliefs. We assume that the covariance function is of the widely used squared exponential class (see Rasmussen and Williams (2006)):

$$\Sigma_0(y, y') = \sigma_c^2 \exp(-\psi(y - y')^2),$$

which is a good prior for smooth functions. It has two parameters:  $\sigma_c^2$  controls the prior variance or uncertainty about the value of  $c^*(y)$  at any given point  $y$ , and  $\psi$  controls the smoothness of the function and the extent to which information about the value of the function at point  $y$  is informative about its value at a different point  $y'$ .<sup>20</sup> Intuitively, the larger is  $\psi$ , the less smooth is the average function drawn from that GP distribution and hence the smaller is the correlation between the function values at any pair of distinct points. Thus, for higher  $\psi$ , information about the optimal action at one value of the state  $y$  is less useful for inferring the optimal action at a different value  $y'$ .<sup>21</sup>

## 2.2 Costly deliberation

A key feature of the model is the costly deliberation choice. The agent does not simply act on the prior beliefs about  $c^*(y_t)$ , but can expend costly cognitive resources to obtain a better handle of the unknown optimal policy function. This is formalized by giving the agent access to unbiased signals about the actual optimal action at the current state of the world  $y_t$ ,

$$\eta_t = c^*(y_t) + \varepsilon_t^\eta,$$

---

<sup>20</sup>A Gaussian Process with a higher  $\psi$  has a higher rate of change (i.e. larger derivative) and its value is more likely to experience a bigger change for the same change in  $y$ . For example, it can be shown that the mean number of zero-crossings over a unit interval is given by  $\frac{\psi}{\sqrt{2\pi}}$ .

<sup>21</sup>We focus on the squared exponential covariance function because it presents a good trade-off between flexibility and the number of free parameters. However, our main results hold more generally under the class of stationary covariance functions, i.e. ones that are a function of the distance between  $y$  and  $y'$ .

where  $\varepsilon_t^\eta \sim iidN(0, \sigma_{\eta,t}^2)$ , and allowing the agent to choose the variability  $\sigma_{\eta,t}^2$  of those signals. The chosen noise in the signal models the agent’s intensity of deliberation – the more time and effort spent on thinking about the optimal behavior, the more precise is the resulting signal, and thus the more accurate are the posterior beliefs and the effective action  $c_t = \mathbb{E}_t(c^*(y_t))$ .

However, the cognitive effort is costly, modeled as a cost on the total amount of information about the optimal action carried in the signal  $\eta_t$ . We measure information flow with the reduction in entropy, i.e. Shannon mutual information, about  $c^*(y_t)$ , defined as

$$I(c^*(y_t); \eta_t | \eta^{t-1}) = H(c^*(y_t) | \eta^{t-1}) - H(c^*(y_t) | \eta_t, \eta^{t-1}), \quad (3)$$

where  $H(X)$  denotes the entropy of a random variable  $X$ , and is the standard measure of uncertainty in information theory. Thus, equation (3) measures the reduction in uncertainty about the unknown value of today’s optimal action  $c^*(y_t)$  from seeing the new signal  $\eta_t$ , given the history of past deliberation signals  $\eta^{t-1}$ . Hence, we model the cognitive deliberation cost as an increasing function of  $I(c^*(y_t); \eta_t | \eta^{t-1})$ , i.e. the informativeness of the chosen signal  $\eta_t$ .

Note that we do not make explicit statements about the actual deliberation process. Instead, we model the basic tradeoff between accuracy and cognitive effort inherent in any reasonable such process, in the sense that getting closer to the true optimal action takes more costly mental effort. Costly cognition of the optimal action may reflect for example costly contemplation over tastes (Ergin and Sarver (2010)), or the costly search and satisficing heuristic of Simon (1955), and more generally acquiring costly information about mental states indexing subjectively perceived payoffs (Alaoui and Penta (2016)).

## 2.3 Updating

In this section we detail how beliefs evolve as the agent accumulates information about the function  $c^*(y)$ . We first consider the case of signals with exogenously fixed precision and then turn to the optimal deliberation choice, which endogenizes the precision.

We start with the simple example of updating the prior with a single signal  $\eta_1$  at some value of the state  $y_1$ . One can interpret this as the beginning of time, when the agent has done no deliberation and only has the prior beliefs characterized by the ex-ante prior functions  $\hat{c}_0(y)$  and  $\Sigma_0(y, y')$ . The signal  $\eta_1$  updates beliefs about the whole function  $c^*(y)$ , and hence the beliefs about the optimal action at all values of the state  $y$ . In particular, for an arbitrary  $y$  the joint distribution of  $c^*(y)$  and the signal  $\eta_1$  is Gaussian:

$$\begin{bmatrix} c^*(y) \\ \eta_1 \end{bmatrix} \sim N \left( \begin{bmatrix} \hat{c}_0(y) \\ \hat{c}_0(y_1) \end{bmatrix}, \begin{bmatrix} \sigma_c^2 & \sigma_c^2 \exp(-\psi(y - y_1)^2) \\ \sigma_c^2 \exp(-\psi(y - y_1)^2) & \sigma_c^2 + \sigma_{\eta,1}^2 \end{bmatrix} \right)$$

From this, it further follows that the conditional expectation of  $c^*(y)$  given  $\eta_1$  is

$$\hat{c}_1(y) \equiv \mathbb{E}(c^*(y)|\eta_1) = \hat{c}_0(y) + \frac{\sigma_c^2 e^{-\psi(y-y_1)^2}}{\sigma_c^2 + \sigma_{\eta,1}^2}(\eta_1 - \hat{c}_0(y)).$$

Notice that when updating the belief about the optimal action at  $y_1$ , the updating formula reduces to the familiar Bayesian update with signal-to-noise ratio  $\alpha_1 = \frac{\sigma_c^2}{\sigma_c^2 + \sigma_{\eta,1}^2}$ :

$$\hat{c}_1(y_1) = \hat{c}_0(y_1) + \alpha_1(\eta_1 - \hat{c}_0(y_1)) \quad (4)$$

However, when updating beliefs of  $c^*(y)$  at an arbitrary value  $y$ , the effective signal-to-noise ratio of the signal is a decreasing function of the distance between  $y$  and  $y_1$ :

$$\alpha_1(y; \eta_1) = e^{-\psi(y-y_1)^2} \frac{\sigma_c^2}{\sigma_c^2 + \sigma_{\eta,1}^2}. \quad (5)$$

This shows how the informativeness of  $\eta_1$  is dissipating as we move away from  $y_1$ , reflecting an unwillingness to extrapolate the acquired information too far from where the deliberation has actually taken place. Naturally, this effect also shows up in the posterior variance:

$$\hat{\sigma}_1^2(y) \equiv \text{Var}(c^*(y)|\eta_1) = \sigma_c^2 \left( 1 - \frac{\sigma_c^2}{\sigma_c^2 + \sigma_{\eta,1}^2} e^{-2\psi(y-y_1)^2} \right)$$

Figure 1 illustrates both of these effects. The left panel shows the posterior mean,  $\hat{c}_1(y)$ , while the right panel plots the posterior variance  $\hat{\sigma}_1^2(y)$  as a function of  $y$ . The figure is drawn for an example where the signal realization equals the truth, so  $\eta_1 = y_1$ . The moments are drawn for two values of the signal error variance to showcase the effects of increased precision.

The left panel illustrates two important results. First, the effect of  $\eta_1$  on the conditional beliefs about  $c^*(y)$  is state dependent. The signal has a stronger effect on the posterior mean at values of  $y$  closer to  $y_1$ , where it pulls the conditional expectation further away from the prior and closer to the signal realization. As shown in equation (5), while information about the optimal action at  $y_1$  is also useful about the optimal action at other  $y$  realizations, it is most informative about realizations close to  $y_1$  – i.e. there are imperfect information spillovers across states. Intuitively, the agent understands that he is learning about a somewhat smooth function, and hence its value is unlikely to change drastically for a small change in  $y$ , but is nevertheless unwilling to extrapolate information from a given signal too far.

Second, observing just one signal is useful for determining the *level* of the optimal action in the neighborhood of the signal, but is only weakly informative about the *shape* of the function  $c^*(y)$ . In the example, the positive realization of  $\eta_1$  (relative to the prior  $\hat{c}_0(y_1)$ )

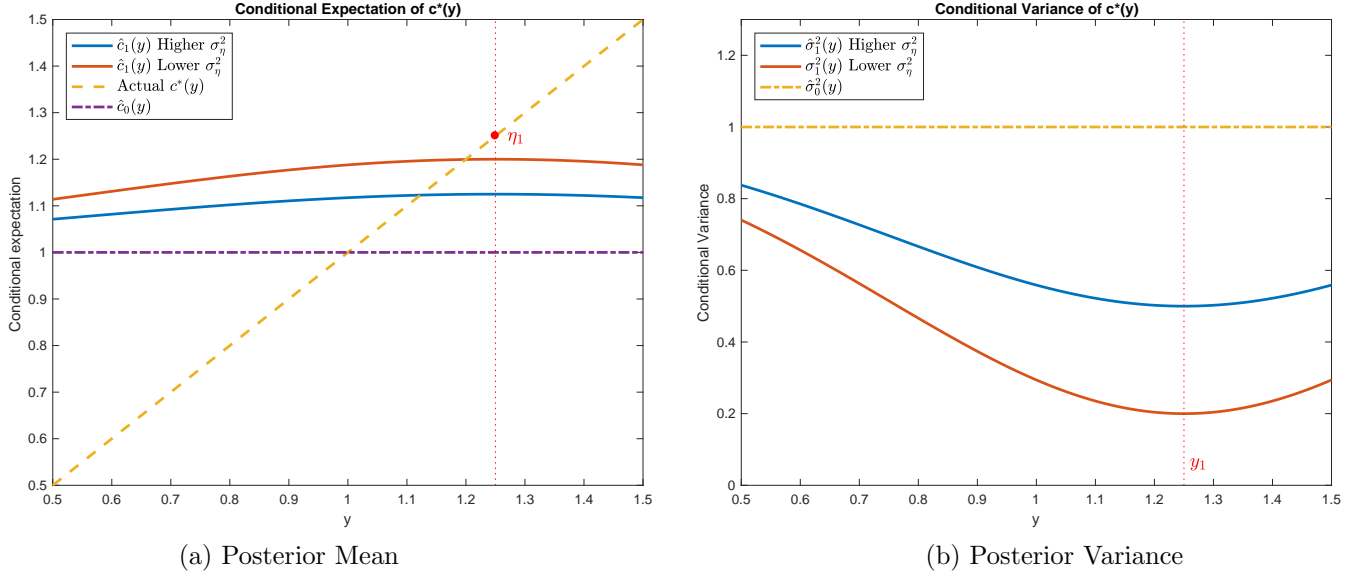


Figure 1: Posterior mean and variance. Example with parameters  $\sigma_c^2 = 1, \psi = 1$ , and  $\sigma_{\eta,0}^2 \in \{\sigma_c^2, \frac{\sigma_c^2}{4}\}$

increases the posterior mean at all values of  $y$ , but displays only a gentle slope upwards. Increasing the signal precision helps little in that regard – as we will see, to acquire a good grasp of the shape of the unknown function, one needs precise signals at *distinct* values of  $y$ .

In the right panel, we can further see that  $\eta_1$ 's effect on uncertainty is strongest locally to  $y_1$  – the posterior variance  $\hat{\sigma}_1^2(y)$  is lowest at  $y_1$ , and increases away from  $y_1$ . The resulting U-shaped uncertainty reflects that beliefs about the optimal action are most precise within the region of the state space where previously deliberated has occurred. This is one of the key features of our setup, and together with the optimal deliberation choice described below, it helps generate the main result of an effectively non-linear policy function.

The next example adds a second signal  $\eta_2$ , at some other state value  $y_2$ . Given that the three element vector  $[c^*(y), \eta_1, \eta_2]'$  is jointly Gaussian, we apply the standard Bayesian updating formulas to obtain the posterior mean and variance:

$$\begin{aligned} \hat{c}_2(y) = \mathbb{E}(c^*(y)|\eta_1, \eta_2) &= \hat{c}_0(y) + \underbrace{\frac{\sigma_c^2(e^{-\psi(y-y_1)^2} - \frac{\sigma_c^2}{\sigma_c^2 + \sigma_{\eta,2}^2} e^{-\psi((y-y_2)^2 + (y_2-y_1)^2)})}{(\sigma_c^2 + \sigma_{\eta,1}^2) - \frac{\sigma_c^4 e^{-2\psi(y_1-y_2)^2}}{\sigma_c^2 + \sigma_{\eta,2}^2}}}_{=\alpha_{21}(y;\eta_1, \eta_2)} (\eta_1 - \hat{c}_0(y)) \\ &+ \underbrace{\frac{\sigma_c^2(e^{-\psi(y-y_2)^2} - \frac{\sigma_c^2}{\sigma_c^2 + \sigma_{\eta,1}^2} e^{-\psi((y-y_1)^2 + (y_2-y_1)^2)})}{(\sigma_c^2 + \sigma_{\eta,2}^2) - \frac{\sigma_c^4 e^{-2\psi(y_1-y_2)^2}}{\sigma_c^2 + \sigma_{\eta,1}^2}}}_{=\alpha_{22}(y;\eta_1, \eta_2)} (\eta_2 - \hat{c}_0(y)) \end{aligned}$$

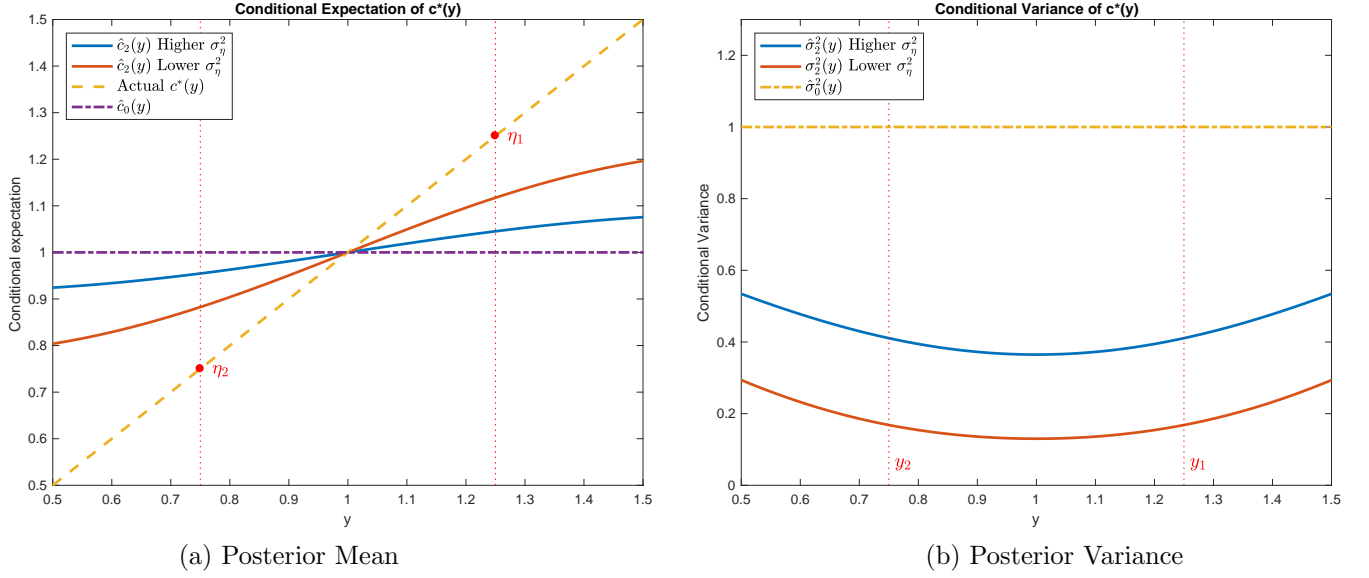


Figure 2: Posterior Mean and Variance after seeing two signals at distinct  $y_1 \neq y_2$ . The figure illustrates an example with parameters  $\sigma_c^2 = 1, \psi = 1$ , and  $\sigma_{\eta,0}^2 \in \{\sigma_c^2, \frac{\sigma_c^2}{4}\}$

$$\hat{\sigma}_2^2(y) = \text{Var}(c^*(y)|\eta_1, \eta_2) = \sigma_c^2 \left( 1 - (\alpha_{21}(y; y_1, y_2)e^{-\psi(y-y_1)^2} + \alpha_{22}(y; y_1, y_2)e^{-\psi(y-y_2)^2}) \right),$$

where we define the notation  $\alpha_{21}(y; \eta_1, \eta_2)$  and  $\alpha_{22}(y; \eta_1, \eta_2)$  as the effective signal-to-noise ratios of the two signals,  $\eta_1$  and  $\eta_2$  respectively, when updating beliefs about  $c^*(y)$ .

The updating equations have much of the same features as before. In particular, signals are more informative locally. For example if  $y$  is relatively closer to  $y_1$  than  $y_2$ , the weight put on  $\eta_1$  is relatively larger than on  $\eta_2$ . Moreover, if we take the limit of  $y_i$  going to infinity, the weight on its corresponding signal  $\eta_i$  in the updating equation falls to zero, while the weight on the other signal converges to the weight in the single signal case. Similarly, the posterior variance is affected more strongly by one or the other signal, depending on whether  $y$  is closer to  $y_1$  or to  $y_2$ . We illustrate these effects in Figure 2, with the resulting posterior mean plotted in the left panel and the posterior variance in the right panel. We assume that  $\eta_2$  has the same precision as  $\eta_1$ , and that its location,  $y_2$ , is symmetric to  $y_1$  around  $\bar{y}$ .

The new posterior mean  $\hat{c}_2(y)$  displays a steeper slope, and captures the overall shape of the true  $c^*(y)$  better than in the single signal case. Now the agent learns that the optimal action is relatively high for high realizations of  $y$ , but relatively low for low realizations, leading to an upward sloping posterior. Moreover, in this case the posterior mean does not display a bias in its overall level, since given the two symmetric signals the agent is able to infer that the unknown function is not higher than the prior expectation on average, but rather has a slope. Lastly, notice that increasing the precision of the signals (the red line) now helps significantly in getting a better understanding of the shape of the underlying  $c^*(y)$ .

In the right panel we can also see that the posterior beliefs of the agent are most precise in the interval between  $y_1$  and  $y_2$ . Interestingly, in this example the variance is the lowest not at  $y_1$  or  $y_2$  exactly, but in between the two. This is because we have picked  $y_1$  and  $y_2$  that are relatively close to each other, so that they are both informative for values of  $y$  in between.

More generally, as the agent accumulates information, beliefs follow the recursion

$$\hat{c}_t(y) = \hat{c}_{t-1}(y) + \frac{\Sigma_{t-1}(y, y_t)}{\Sigma_{t-1}(y_t) + \sigma_{\eta,t}^2} (\eta_t - \hat{c}_{t-1}(y)) \quad (6)$$

$$\Sigma_t(y, y') = \Sigma_{t-1}(y, y') - \frac{\Sigma_{t-1}(y, y_t)\Sigma_{t-1}(y', y_t)}{\Sigma_{t-1}(y_t) + \sigma_{\eta,t}^2} \quad (7)$$

where  $\hat{c}_t(y) \equiv E_t(c^*(y)|\eta^t)$  and  $\Sigma_t(y, y') \equiv \text{Cov}(c^*(y), c^*(y')|\eta^t)$  are the posterior mean and covariance functions. These two objects fully characterize the posterior distribution of beliefs. Lastly, we use the notation  $\hat{\sigma}_t^2(y)$  to denote the posterior variance at a given  $y$ , i.e.  $\Sigma_t(y, y)$ .

## 2.4 Optimal deliberation

In this section we study the optimal deliberation choice and the resulting optimal signal precision and action  $\hat{c}_t(y)$ . We assume that the agent faces a simple linear cost in the total information contained in  $\eta_t$ , and thus the information problem is<sup>22</sup>

$$\begin{aligned} U_t &= \max_{\sigma_{\eta,t}^2} -W_{cc} E_t(\hat{c}_t(y_t) - c^*(y_t))^2 - \kappa I(c^*(y_t); \eta_t | \eta^{t-1}) \\ &= \max_{\hat{\sigma}_t^2(y_t)} -W_{cc} \hat{\sigma}_t^2(y_t) - \kappa \frac{1}{2} \ln \left( \frac{\hat{\sigma}_{t-1}^2(y_t)}{\hat{\sigma}_t^2(y_t)} \right) \end{aligned}$$

The second line in the above equality follows from the fact that mutual information in a Gaussian framework is simply one half of the log-ratio of prior and posterior variances. The parameter  $\kappa$  controls the marginal cost of a unit of information. For example,  $\kappa$  will be higher for individuals with a higher opportunity cost of deliberation – either because they have a higher opportunity cost of time or because their particular deliberation process takes longer to achieve a given precision in decisions. In addition,  $\kappa$  would also be higher if the economic environment facing the agent is more complex, and thus the optimal action is objectively harder to figure out (e.g. the agent is given a more difficult math problem).

Lastly, the maximization is subject to the “no forgetting constraint”

$$\hat{\sigma}_t^2(y_t) \leq \hat{\sigma}_{t-1}^2(y_t),$$

---

<sup>22</sup>Assuming instead a convex cost  $C(I(c^*(y_t); \eta_t | \eta^{t-1}))$  in total information does not change the results.

which ensures that the chosen value of the noise in the signal,  $\sigma_{\eta,t}^2$ , is non-negative. Otherwise, the agent can gain utility by “forgetting” some of his prior information.

Taking first order conditions, the optimal deliberation choice satisfies

$$\hat{\sigma}_t^{*2}(y_t) = \frac{\kappa}{2W_{cc}}. \quad (8)$$

Hence with a cognition cost linear in mutual information, there is an optimal target level for the posterior variance that is an intuitive function of deep parameters. The desired precision in actions (and thus deliberation effort) is larger when the cost of making mistakes ( $W_{cc}$ ) is higher or when the deliberation cost ( $\kappa$ ) is lower.

Imposing the no forgetting constraint, optimal reasoning leads to the posterior variance:

$$\hat{\sigma}_t^{*2}(y_t) = \min\left\{\frac{\kappa}{2W_{cc}}, \hat{\sigma}_{t-1}(y_t)\right\}.$$

So unless beliefs are already more precise than desired, the agent engages in just enough deliberation, and hence obtain just the right  $\sigma_{\eta,t}^2$ , so that the posterior variance equals the target level  $\frac{\kappa}{2W_{cc}}$ . In particular, the optimal signal noise variance becomes:

$$\sigma_{\eta,t}^2 = \begin{cases} \frac{\frac{\kappa}{2W_{cc}} \hat{\sigma}_{t-1}^2(y_t)}{\hat{\sigma}_{t-1}^2(y_t) - \frac{\kappa}{2W_{cc}}} & , \text{ if } \hat{\sigma}_{t-1}^2(y_t) \geq \frac{\kappa}{2W_{cc}} \\ \infty & , \text{ if } \hat{\sigma}_{t-1}^2(y_t) < \frac{\kappa}{2W_{cc}} \end{cases} \quad (9)$$

In turn, the resulting optimal weight  $\alpha^*(y_t; \eta_t, \eta^{t-1})$  on the current period signal  $\eta_t$  is:

$$\alpha^*(y_t; \eta_t, \eta^{t-1}) = \max\left\{1 - \frac{\kappa/(2W_{cc})}{\hat{\sigma}_{t-1}^2(y_t)}, 0\right\} \quad (10)$$

Thus the deliberation effort choice and its effect on the resulting optimal action,

$$\hat{c}_t(y_t) = \hat{c}_{t-1}(y_t) + \alpha^*(y_t; \eta_t, \eta^{t-1})(\eta_t - \hat{c}_{t-1}(y_t)), \quad (11)$$

are both state and history dependent. For states where the precision of initial beliefs is relatively far from its target (high  $\hat{\sigma}_{t-1}^2(y_t)$ ), the agent acquires a more precise current signal and hence puts a bigger weight on it (high  $\alpha^*(y_t; \eta_t, \eta^{t-1})$ ) in the resulting action  $\hat{c}_t(y_t)$ . In contrast, for states at which the agent has previously deliberated more often, the precision of initial beliefs is high (low  $\hat{\sigma}_{t-1}^2(y_t)$ ) and the agent is unlikely to acquire much additional information. As a result,  $\alpha^*(y_t; \eta_t, \eta^{t-1})$  will be relatively small, and the resulting action will be primarily driven by the beginning of period beliefs,  $\hat{c}_{t-1}(y_t)$ . This state-dependence generates non-linear effects in the effective policy function  $\hat{c}_t(y)$ .



## 2.5 Comparison with imperfect perception of the objective state

The typical approach in the literature that analyzes optimal allocation of attention is to focus on imperfect perception of the state rather than the policy function. In our setup, this consists in assuming knowledge of the optimal policy  $c^*(y) = y$ , but imperfect observability of the state  $y_t$ . Learning about  $y_t$  proceeds similarly, by observing unbiased signals

$$\tilde{\eta}_t = y_t + \tilde{\varepsilon}_t^\eta,$$

where the signal noise variance is  $\tilde{\sigma}_{\eta,t}^2$ . The conditional expectation of  $y_t$  becomes:

$$\hat{y}_t \equiv E_t(y_t) = \bar{y} + \frac{\sigma_y^2}{\sigma_y^2 + \tilde{\sigma}_{\eta,t}^2} (\tilde{\eta}_t - \bar{y}). \quad (12)$$

The optimal action under the quadratic loss is then just the above conditional expectation of  $y_t$ , since agents know that  $c^*(y_t) = y_t$ . Moreover, if the cognition cost is similarly linear in the Shannon information of the signal  $\tilde{\eta}_t$ , it results in the maximization problem:

$$U = \max_{\hat{\sigma}_{y,t}^2} -W_{cc} \hat{\sigma}_{y,t}^2 - \tilde{\kappa} \frac{1}{2} \ln \left( \frac{\hat{\sigma}_{y,t-1}^2}{\hat{\sigma}_{y,t}^2} \right),$$

where we denote the posterior variance of  $y_t$  as  $\hat{\sigma}_{y,t}^2 \equiv \text{Var}(y_t | \eta^t)$ . The cost of information is also linear in mutual information, but the marginal cost  $\tilde{\kappa}$  could be different than  $\kappa$ , since this captures information flow of a different activity – paying attention to an unknown state.

The first order conditions again imply a target level for the posterior variance:

$$\hat{\sigma}_{y,t}^{*2} = \frac{\tilde{\kappa}}{2W_{cc}}, \quad \forall t \quad (13)$$

Thus, the resulting optimal signal-to-noise ratio, given the “no forgetting constraint”, is

$$\tilde{\alpha}_y^* = \max \left\{ 1 - \frac{\tilde{\kappa}/(2W_{cc})}{\sigma_y^2}, 0 \right\}, \quad \forall t \quad (14)$$

The key difference between the optimal  $\tilde{\alpha}_y^*$  in equation (14) and that of our benchmark framework, given by equation (10), is that in our model the prior uncertainty  $\hat{\sigma}_{t-1}^2(y_t)$ , and in turn the resulting signal to noise ratio  $\alpha^*(y; \eta_t, \eta^{t-1})$ , are state and history dependent. Instead, here  $\tilde{\alpha}_y^*$  is the same for all current and past realizations of the state  $y_t$ .<sup>23</sup> The state

---

<sup>23</sup>The assumption that  $y_t$  is iid over time makes the optimal attention solution particularly simple, but the fact that it is not state or history dependent is a more general result. If  $y_t$  was persistent, then we would simply substitute the steady state Kalman filter second moments for  $\sigma_y^2$  in the updating equations.

and history dependence of the deliberation choice is a fundamental feature of our setup. Because the agent is not learning about the current realization of the state  $y_t$ , but about the optimal policy function  $c^*(y)$ , deliberation at different past values of the state carry different amount of information about the optimal action at today’s state  $y_t$ .

Our reasoning setup includes a special case that delivers the same qualitative features as learning about the objective state. In the first period of reasoning in our model (i.e. time 1), the prior uncertainty is neither state- nor history- dependent since  $\hat{\sigma}_0^2(y) = \sigma_c^2, \forall y$ . Hence, the optimal signal-to-noise ratio in that period is qualitatively similar to equation (14),

$$\alpha^*(y; \eta_1) = \max\left\{1 - \frac{\kappa/(2W_{cc})}{\sigma_c^2}, 0\right\}, \quad (15)$$

with no state or history dependence. The first period of learning is special in our reasoning setup because it is the only instance where the agent has accumulated no previous information, and hence the remaining uncertainty is the same at all values of the state. As soon as information starts accumulating, however, the implications of the two models diverge.

The general relation to models of errors in actions can also be made by connecting to the control cost literature. More specifically, the deliberation choice in our setup can be rewritten ‘as if’ it is a control cost problem where the agent has a ‘default’ distribution of actions, conditional on the state, and chooses a current distribution, subject to a cost that is increasing in the distance between the two distributions, as measured by relative entropy.<sup>24</sup> In our model, the default distribution is the beginning of period belief over the unknown  $c^*(y_t)$  and the current distribution is the posterior belief after seeing  $\eta_t$ . While many models of imperfect actions, including those generated from known policy functions but imperfect perception of objective states, fit in such an ‘as if’ control cost interpretation, the differential property of our model is in the particular endogenous dynamics of the ‘default’ distribution.<sup>25</sup>

### 3 Ergodic Distribution of Beliefs and Actions

Since the deliberation choice is history dependent we focus on analyzing the ergodic behavior of our agent. In this section, we characterize the typical optimal deliberation choice and resulting effective policy function  $\hat{c}_t(y)$  after having seen and previously deliberated at a long history of state realizations. In the following Section 4, we study how a change in deliberation and resulting information about the unknown  $c^*(y)$  propagates into subsequent actions.

---

<sup>24</sup>The control cost approach appears for example in game theory (see Van Damme (1987)) and the entropy based cost function is studied in probabilistic choice models such as Mattsson and Weibull (2002).

<sup>25</sup>Matějka and McKay (2014) and Matějka et al. (2017) show the mapping between an entropy-based attention cost and a control problem leading to logit choices in static and dynamic environments, respectively.

### 3.1 Discounting information

To describe the ergodic behavior of the agent we need a characterization of learning in the long-run. Of particular relevance for this objective is the informational content of past signals.

We model a declining informational content of past signals by allowing the agent to discount past information. There are at least two interpretations of such discounting. The first is to introduce shocks to the true unknown policy function  $c^*(y_t)$ , for example modeled as an AR(1) Gaussian Process:

$$c_t^*(y) = \bar{c}(1 - \rho_c) + \rho_c c_{t-1}^*(y) + \varepsilon_t(y). \quad (16)$$

In this case the object that the agent is trying to learn about is changing over time and hence eventually the weight put on past signals decays to zero.

The second is to directly assume that the informational content of past signals is decaying over time even if there are no shocks to  $c^*(y)$ . This may occur either because the agent happens to entertain the possibility of the time-variation in equation (16), or because of costly or imperfect memory recall. For example, we can assume that at the beginning of each period, the precision of past signals is discounted at a constant rate  $\delta \in [0, 1]$  so that

$$\frac{1}{\sigma_{\eta,t,t-k}^2} = \frac{\delta}{\sigma_{\eta,t-1,t-k}^2},$$

where  $\frac{1}{\sigma_{\eta,t,t-k}^2}$  is the effective precision of the  $t - k$  signal at time  $t$ . In the benchmark results presented in the main text we follow the second approach, as it appears more general and does not complicate the analysis with actual time-variation in  $c_t^*(y)$ . But we note that the time varying  $c_t^*(y)$  framework leads to essentially identical results.<sup>26</sup>

Consider two extreme versions of how information accumulation proceeds with  $\delta \in [0, 1]$ . One is that  $\delta = 0$ , so that the agent, either because he believes the true  $c^*(y)$  constantly resets or because there is no memory recall, entirely discounts past information. In that case, the model predicts that each period looks like the very first period analyzed in section 2.5. It follows that even in the long-run the prior uncertainty entering every period is not state- or history- dependent. Hence, the optimal signal-to-noise ratio at every period is a constant  $\alpha^*$ , given by the right hand side of equation (15), which generates the linear policy function:

$$\hat{c}_t(y_t) = \bar{c} + \alpha^*(\eta_t - \bar{c}).$$

---

<sup>26</sup>A related approach would be to assume an OLG structure where information about the optimal policy function transmits imperfectly across generations. In that model aggregation is more difficult compared to an economy, which we study in section 5, of ex-ante identical agents that discount information at a constant rate.

This extreme is a special case of our setup that replicates the qualitative features of imperfect perception about the objective state (see section 2.5). Importantly, there is no non-linearity in the effective policy function, nor information propagation through time.

A second extreme case is given by  $\delta = 1$ , so that the agent does not discount at all past information. In this case the important characteristic of the limiting beliefs is that as time passes, it becomes increasingly likely that the agent stops reasoning altogether. Recall that each time the agent decides to reason, i.e. when  $\sigma_{\eta,t}^2 < \infty$ , the amount of reasoning is chosen so that the resulting posterior variance  $\hat{\sigma}_t(y_t)$  equals the optimal target level  $\kappa/(2W_{cc})$  in equation (8). Without discounting past information, it follows that the perceived uncertainty at state values in the neighborhood of past realizations  $y^t$  would typically be either equal or even smaller than that target, since there are information spillovers across states. As information accumulates through time, further learning in the neighborhood of past state realizations stops altogether. In particular, the agent chooses not to reason in period  $t$ , i.e. sets  $\sigma_{\eta,t}^2 = \infty$ , with a probability that converges to one as  $t$  goes to infinity.

Therefore, there are two important implications of setting  $\delta = 1$ . First, even if further reasoning eventually stops, the beliefs still do not converge to  $c^*(y)$  because the optimal posterior variance is positive, since reasoning is costly. Second, the flow of new information eventually stops almost everywhere, and the agent simply acts according to the prior  $\hat{c}_{t-1}(y)$ . Moreover, the limiting beliefs of the agent will depend on specific signals accumulated in the very distant past, hence there is no ergodic distribution of beliefs as  $t$  goes to infinity.

We find the behavioral assumptions and implications of not discounting past information as implausible. Such a view relies on the extreme assumptions of perfect memory recall and no perceived structural changes. Furthermore, this view implies that agents do not further adjust their beliefs as the economy evolves through time, but dogmatically use their priors.

We relax the extreme assumptions of either full or no discounting of past information and study the ergodic distribution of beliefs resulting for intermediate values of  $\delta \in (0, 1)$ . In that case, there will be further reasoning even in the long-run and the agents' beliefs will respond to new information, features that we find plausible. Moreover, there is a well defined long-run ergodic distribution of beliefs and resulting actions, which we characterize next.

### 3.2 Properties of the ergodic distribution of beliefs

To obtain the ergodic distribution, we simulate the economy for 100 times, each of a length of 1000 periods, where in each period we draw a new value of the state and the agent makes optimal deliberation choices given the history of signals. Then we consider the average resulting prior conditional variance, optimal deliberation choice and effective policy function

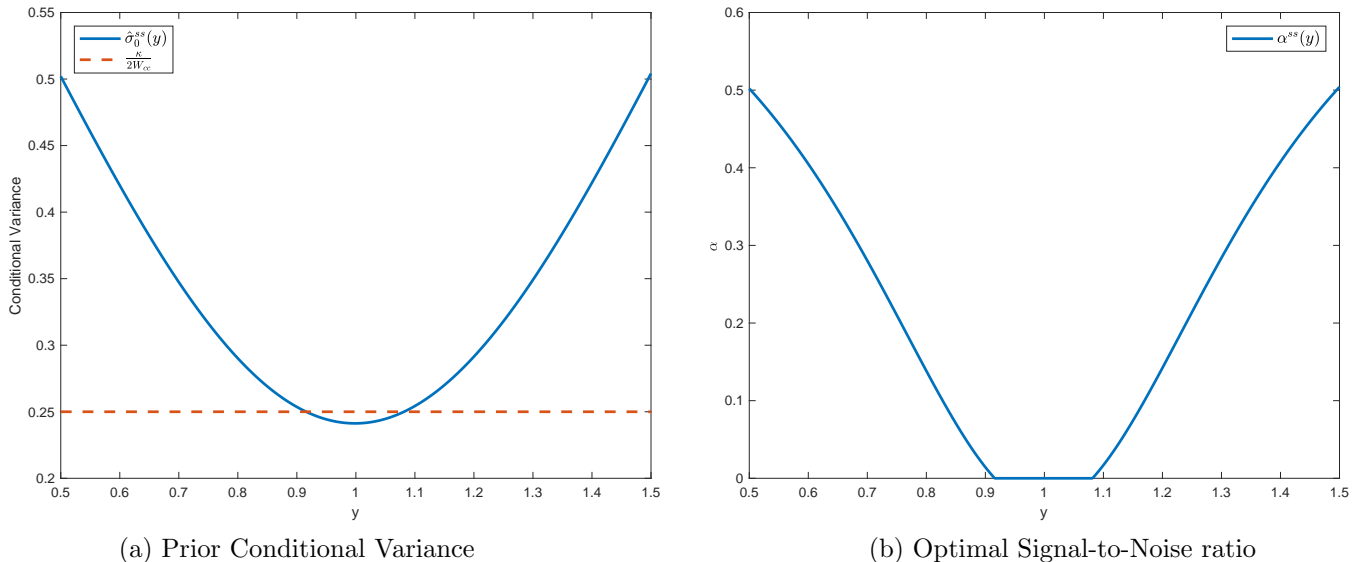


Figure 3: Ergodic Uncertainty – beginning of period prior variance and the resulting optimal signal-to-noise ratio after 1000 periods of optimal deliberation. The figure illustrates an example with parameters  $W_{cc} = 1, \kappa = 0.5, \sigma_c^2 = 1, \psi = 1,$  and  $\delta = 0.9$ .

as a function of possible state realizations  $y$ .

In the left panel of Figure 3 we plot the mean of the ergodic distribution of the prior conditional variance of beliefs (i.e. the conditional variance coming into a typical period  $t$ ),

$$\hat{\sigma}_0^{ss}(y) = \int \text{Var}(c(y)|\eta^{t-1})dF(\eta^{t-1}),$$

where  $dF(\eta^{t-1})$  is the ergodic distribution of histories of optimal past signals. In the right panel we plot the resulting ergodic optimal signal-to-noise ratio for the new signal,  $\alpha^{ss}(y)$ .

The ergodic prior conditional variance has a characteristic U-shape, and is lowest around the mean of the distribution of states,  $\bar{y}$ . The reason is that this is the part of the state space where the agent has deliberated at most often in the past, and hence most of the past signals  $\eta$  are for values of  $y$  near their mean. Intuitively, coming into the typical period, the agent feels most certain about what is the optimal thing to do for state realizations near their mean, and is increasingly less certain about what to do if the state happens to be far from  $\bar{y}$ . Moreover, notice that there is an interval of  $y$  values where the ergodic prior variance is in fact below the target level  $\frac{\kappa}{2W_{cc}}$ . This occurs because while no individual signal ever lowers the conditional variance below the optimal level by itself, the combined effects of the large concentration of signals around  $\bar{y}$  and the accompanying information spillovers do so.

The U-shape in the ergodic prior variance leads to a similar shape in the optimal signal to noise ratio  $\alpha^{ss}(y)$  – it is the lowest for values of the state close to  $\bar{y}$ , and grows larger for

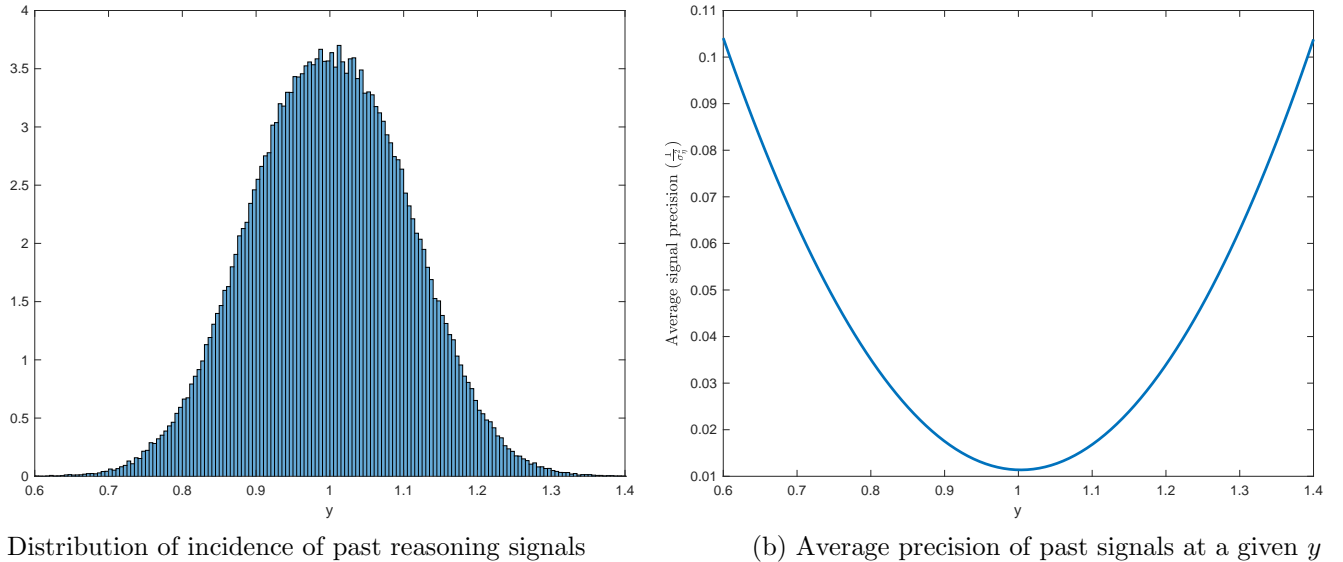


Figure 4: Ergodic distribution of reasoning signals and associated precision, after 1000 periods of optimal deliberation. The figure illustrates an example with parameters  $W_{cc} = 1, \kappa = 0.5, \sigma_c^2 = 1, \psi = 1$ , and  $\delta = 0.9$ .

realizations of  $y$  further out. The reason is that in order to achieve the optimal precision of posterior beliefs, the agent has to do less additional thinking for state realizations around the mean, as there the initial beliefs are already quite precise. Thus, the ergodic deliberation choice is akin to salient thinking – the agent finds it optimal to reason harder at more unusual realizations of the state. Not because those tend to “stand out” more, but because the agent’s prior understanding of the optimal action in that part of the state space is worse.

In Figure 4 we illustrate the properties of the ergodic distribution of past reasoning signals,  $F(\eta^{t-1})$ . In the left panel we plot the ergodic distribution of  $y$  realizations for which the agent has deliberated in the past. Note that the agent does not necessarily deliberate (and thus obtain an informative signal) in every period – costly deliberation is only triggered if the prior uncertainty is relatively large, as evidenced by the right panel of Figure 3. Nevertheless, the ergodic distribution of the incidence of reasoning is quite similar to the distribution of  $y$ . Still, this is not the whole story, since we just saw that the optimal signal precision is state dependent. For this purpose, the right panel of Figure 4 plots the ergodic mean precision of optimal signals at each value of the state  $y$ . Unsurprisingly, we see that individual signals are most precise for values of  $y$  further away from  $\bar{y}$ , and the least precise right around  $\bar{y}$ .

In other words, the agent tends to have deliberated most often for realizations around  $\bar{y}$ , but the typical deliberation in that region has been relatively imprecise. Intuitively, the agent spends a lot of time near  $\bar{y}$ , and ends up reasoning there often. But since the typical history is already quite informative about  $c^*(y)$  in that region, there is no need for much additional

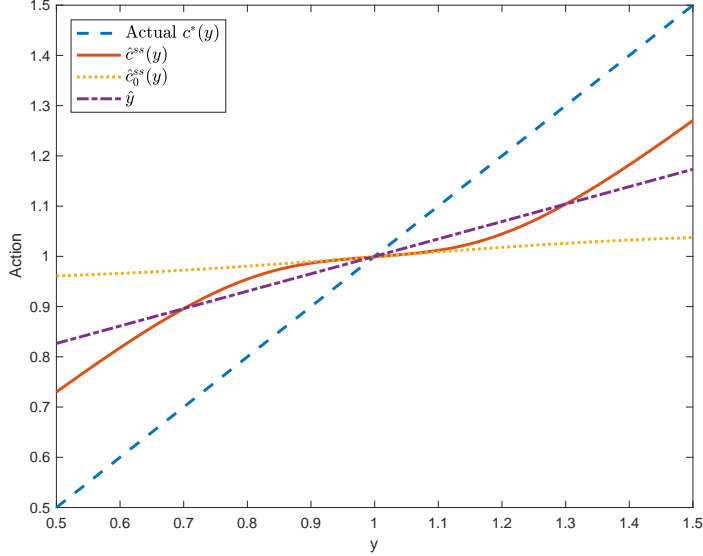


Figure 5: Ergodic Policy Function. The figure plots the ergodic average action, computed from a cross-section of 100 agents and 1000 time periods, with parameters  $W_{cc} = 1$ ,  $\kappa = 0.5$ ,  $\sigma_c^2 = 1$ ,  $\psi = 1$ , and  $\delta = 0.9$

reasoning effort, hence the typical signal in that region is imprecise. At the same time, the agent tends to see and deliberate at unusual  $y$  values more rarely, but conditional on doing so, invests a significant amount of effort, and thus obtains more precise signals. As a result, the typical history of deliberations delivers a large concentration of relatively imprecise signals around  $\bar{y}$ , and fewer but more individually precise signals at values further away from  $\bar{y}$ .

### 3.3 Non-linearity in ergodic policy function

The red line in Figure 5 plots the resulting mean ergodic policy function,

$$\hat{c}^{ss}(y) \equiv \hat{c}_0^{ss}(y) + \alpha^{ss}(y)(\eta(y) - \hat{c}_0^{ss}(y)), \quad (17)$$

where  $\eta(y) = c^*(y)$  is the new mean signal at  $y$ , and  $\hat{c}_0^{ss}(y)$  is the mean ergodic prior belief:

$$\hat{c}_0^{ss}(y) \equiv \int E(c^*(y)|\eta^{t-1})dF(\eta^{t-1}).$$

The key emerging property of the ergodic policy function is that it is non-linear, even though the underlying optimal policy function ( $c^*(y)$ ) is linear. The non-linearity is a result of the fact that the optimal deliberation choice is state dependent, and hence the optimal signal to noise ratio  $\alpha^{ss}(y)$  is a non-constant function of  $y$ . In particular, we have seen that the ergodic prior uncertainty  $\hat{\sigma}_0^{ss}(y)$  is U-shaped, hence the agent finds it optimal not to reason much for realizations of  $y$  near  $\bar{y}$ . Thus in that region the optimal  $\alpha^{ss}(y)$  is low and

so the action is primarily driven by the ergodic prior mean  $\hat{c}_0^{ss}(y)$ . On the other hand, at more unusual state realizations  $y$ , the agent’s prior beliefs are more uncertain, prompting the agent to invest more costly cognitive effort, and obtain a more precise signal. This leads to a higher  $\alpha^{ss}(y)$ , and hence for those values of  $y$  the agent’s beliefs and resulting action are closer to the actual signal realization. As a result of the changing weight attached to the revision in his prior beliefs,  $\alpha^{ss}(y)$ , the ergodic policy function of the agent is non-linear.

In our benchmark setup, this non-linearity generates both inertia and salience-like effects in the ergodic policy function, as it is relatively flat in the middle, and more responsive in the tails. This is due to the interaction of the U-shaped ergodic signal-to-noise ratio  $\alpha^{ss}(y)$  and the endogenous shape of the ergodic prior belief  $\hat{c}_0(y)$ . At state realizations around  $\bar{y}$ , the agent does not engage in much further deliberation and his action is mainly driven by the relatively flat prior belief  $\hat{c}_0^{ss}(y)$  (see yellow dashed line). However, at more unusual realizations of  $y$  the action puts a heavier weight on the new, informative signal  $\eta$ , which deviates from the ergodic prior beliefs and leads to a stronger response.

The shape of the ergodic prior belief  $\hat{c}_0^{ss}(y)$  is due to the characteristics of the endogenous distribution of past reasoning signals  $F(\eta^{t-1})$ . The majority of the “fresh” signals in the agent’s memory are from around  $\bar{y}$ , where the agent has seen numerous, but individually imprecise signals (Figure 4). The large number of imprecise signals helps pin down the *average* level of  $c^*(y)$ , but not its *shape*. The agent’s ergodic prior beliefs are still somewhat upwards sloping (as is the true policy  $c^*(y)$ ) because of the fewer, but more precise signals further out in the tails, but their effect is dominated by the fact that the bulk of the prior information has come in the form of many, but imprecise signals. Intuitively, the agent has a good grasp of the overall level of the optimal action around  $\bar{y}$ , so finds it unnecessary to spend much extra effort to understand how the optimal action varies with small changes in  $y$ .

It is also worth noting that this is the typical or average ergodic behavior of the agent. At any given point in time, agents in this economy behave differently due to having seen different particular histories of signals. These histories lead to effective policy functions that are either more or less upward sloping than the average, and could also exhibit a number of other types of non-linearity. We discuss such heterogeneity in more detail in Section 5.

Lastly, the purple line plots the ergodic policy function of an agent who observes the state  $y$  imperfectly, but knows the optimal policy function  $c^*(y)$ . The key property of that policy function is that it is linear, since it inherits the known form of  $c^*(y)$ . It displays a constant under-reaction to changes in  $y$ , because the only mistake the agent is making is in tracking the true value of  $y$ , and is (on average) slow in recognizing changes.



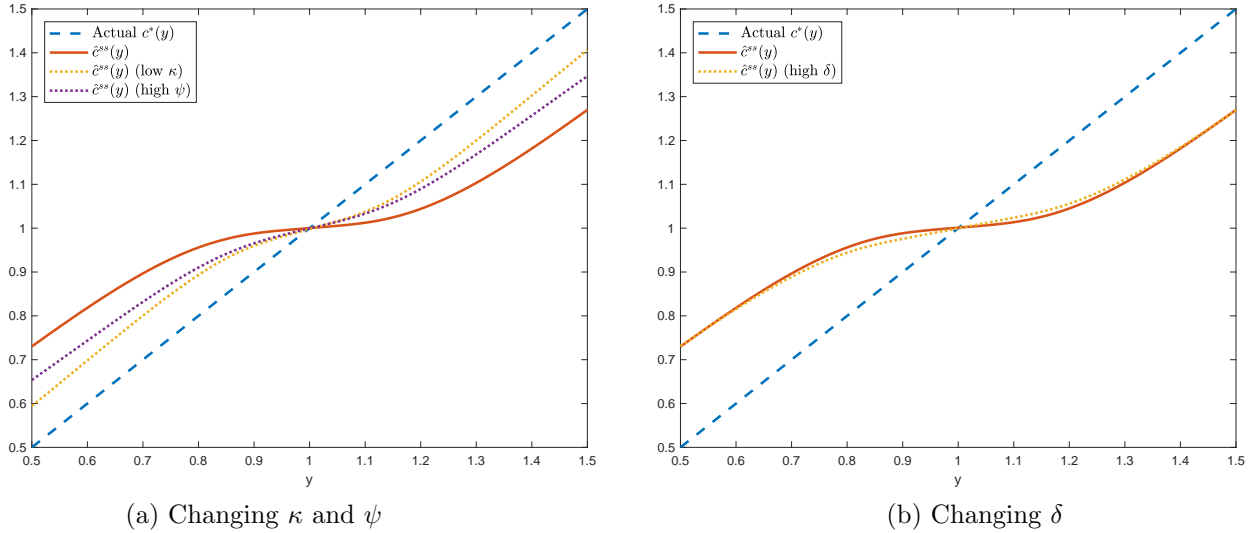


Figure 6: Comparative statics. Benchmark values –  $W_{cc} = 1$ ,  $\kappa = 0.5$ ,  $\sigma_c^2 = 1$ ,  $\psi = 1$ , and  $\delta = 0.9$ . Changing values:  $\kappa = 0.15$ ,  $\psi = 3$ , and  $\delta = 0.99$ .

### 3.4 Comparative statics

The comparative statics of the model are quite intuitive. In this univariate framework (for multivariate extensions see Section 6) the effect of increasing the cost of making errors in the action ( $W_{cc}$ ) is observationally equivalent to the effect of lowering the deliberation cost  $\kappa$ . A lower  $\kappa$  means that deliberation is cheaper, and as a result the agent deliberates more often and more intensively. As illustrated in the left panel of Figure 6 the basic properties of the ergodic policy function  $\hat{c}^{ss}(y)$  survive – it is non-linear, relatively flatter in the middle, and more upward sloping towards the ends. With a lower  $\kappa$  the overall level of the non-linearity is smaller, and in fact the action will converge to the true underlying linear  $c^*(y)$  as  $\kappa \rightarrow 0$ .<sup>27</sup>

Increasing  $\psi$ , the parameter that controls the correlation between  $c^*(y)$  and  $c^*(y')$  for distinct values of the state  $y' \neq y$ , has a similar effect. A higher  $\psi$  makes the informativeness of any given signal more localized. Hence, past deliberations have generally lower effects on today’s deliberation choice and this weakens the history dependence in the reasoning choice. Since past deliberation is less useful, the agent finds it optimal to reason more intensely in any given period. Thus, the effective action  $\hat{c}^{ss}(y)$  becomes closer to the true  $c^*(y)$ . In particular, the resulting ergodic distribution of signals will feature more individually precise signals at distinct values of  $y$ , which transmits more information about the shape of  $c^*(y)$ .

We have discussed the qualitative features of full discounting,  $\delta = 0$ , or no discounting,

<sup>27</sup>Our comparative static is therefore consistent with a large field and laboratory experimental literature on the effects of the complexity of the decision problem. See for example Caplin et al. (2011), Kalaycı and Serra-Garcia (2016) and Carvalho and Silverman (2017)) for some recent experimental evidence.

$\delta = 1$ , in subsection 3.1. We now describe the effects of changing the discounting parameter within these two extreme versions. For a fixed sequence of past signals  $\eta^{t-1}$ , increasing  $\delta$  would increase the overall informativeness of the signals, and lead to a lower optimal level of current deliberation. Since past signals are more informative the agent chooses to reason less at any given period. As a result, at the new ergodic distribution with a higher  $\delta$  the agent has an effectively longer typical history of signals, but individual signals tend to have lower precision. In turn, the effective residual uncertainty and the resulting policy function are similar to the case of lower  $\delta$ , as exemplified by the right panel of Figure 6, for  $\delta = 0.99$ .

Lastly, we consider changing the ex-ante prior mean function  $\hat{c}_0(y)$ . Importantly,  $\hat{c}_0(y)$  has no effect on the deliberation choice of the agent, or the weight put on the reasoning signals in updating beliefs. The deliberation choice and the updating process depend only on second moments, and those are unaffected by  $\hat{c}_0(y)$ . Thus, the main results about the U-shaped ergodic uncertainty, salient thinking and the non-linear ergodic policy function remain unchanged. Still, changing  $\hat{c}_0(y)$  would serve to tilt the resulting posterior beliefs, as a non-constant prior mean function implies that the agent has some a priori belief about  $c^*(y)$  that would apply over and above the information extracted from the reasoning signals  $\eta$ . It is one way, for example, to model ex-ante biases in agent behavior.

To illustrate, consider the possibility that  $\hat{c}_0(y)$  is given by the linear function

$$\hat{c}_0(y) = \bar{c} + b_0(y - \bar{y}). \quad (18)$$

Figure 7 plots two such cases, one where  $b_0 < 1$  so that  $\hat{c}_0(y)$  is flatter than the truth, and one where  $b_0 > 1$  and  $\hat{c}_0(y)$  is steeper than  $c^*(y)$ . The main insight that the ergodic policy function is non-linear, and that its shape is different close to  $\bar{y}$ , as opposed to out in the tails, remains unchanged. This basic feature is due to the state-dependent deliberation choice that resembles salient thinking, a result that does not depend on  $\hat{c}_0(y)$ . In the left panel ( $b_0 < 1$ ), the policy is qualitatively similar to our benchmark case – relatively flatter in the middle, and steeper in the tails. The right panel, however, is the opposite – the ergodic policy is *steeper* in the middle, and flatter in the tails. In this case, the ergodic prior mean  $\hat{c}_0^{ss}(y)$  is steeper than the truth (although less steep than the ex-ante prior  $\hat{c}_0(y)$ ), and hence the strong revisions in beliefs that happen for tail  $y$  realizations actually flatten the posterior mean.

While it is straightforward to incorporate different ex-ante prior means  $\hat{c}_0(y)$ , we find it conceptually unappealing because it represents extra information about the optimal policy that the agent receives for free. The basic premise of the model is to make deliberation and information about  $c^*(y)$  subject to costly reasoning effort, hence playing with the ex-ante prior would represent back-door information flows. Moreover, the most empirically relevant

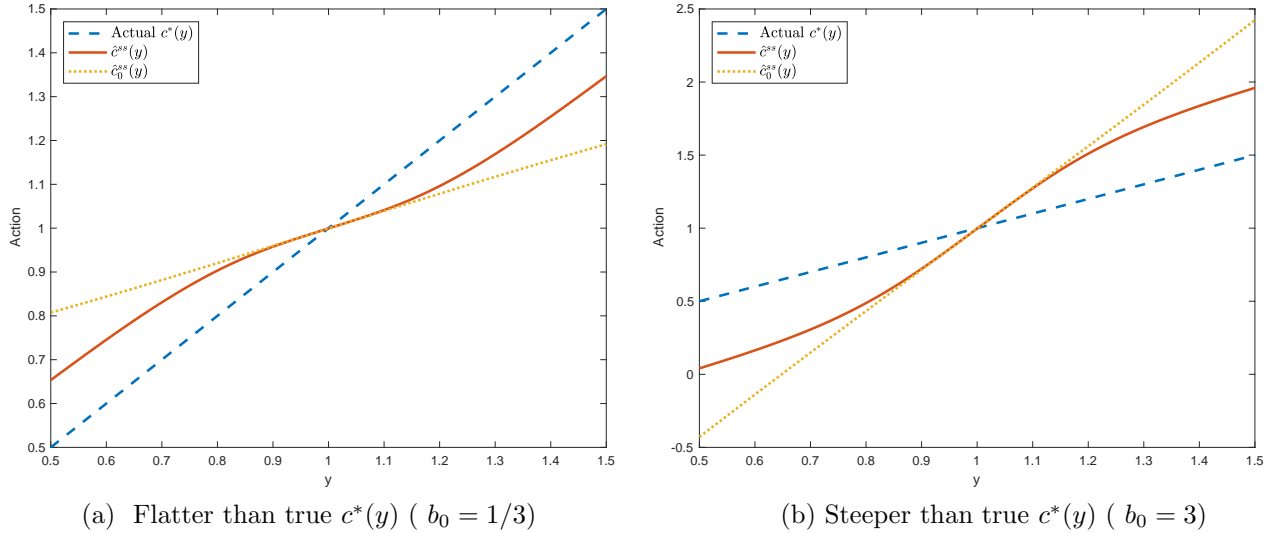


Figure 7: Different prior mean function  $\hat{c}_0(y)$ . Benchmark values –  $W_{cc} = 1, \kappa = 0.5, \sigma_c^2 = 1, \psi = 1$ , and  $\delta = 0.9$ . Changing values:  $b_0 \in \{\frac{1}{3}, 3\}$  in equation (18).

case is perhaps the one where  $b_0 < 1$ , since it implies inertia for “familiar” values of the state, and salience like effects for others. This conforms with experimental evidence, and also can help explain a number of other features of the macro data, as we detail in the next few sections. Thus, the best parsimonious model would appear to be  $b_0 = 0$ .

## 4 Propagation of Information

We have described the properties of the ergodic distribution of beliefs and actions. In this section we study the typical propagation of information so as to analyze the time-series patterns of actions. The key emerging property is that reasoning about the function  $c^*(y)$  endogenously leads to persistence in the first and second moment of actions.

### 4.1 Persistent actions

We focus first on the persistence of the conditional mean belief about the optimal action, following the recursion in equation (6), with ergodic properties described in section 3.3.

#### 4.1.1 Impulse response

Let us analyze a change in the state from  $\bar{y}$  to some particular realization  $y_t$ . To understand the effect on beliefs it is useful to separate its mechanisms into impact and then propagation.

The initial effect of the shock appears in the revision of beliefs term in the ergodic policy function  $\hat{c}^{ss}(y)$  in equation (17). The weight put on the new information obtained at  $y_t$ ,  $\alpha^{ss}(y_t)$ , depends on the ergodic prior uncertainty, while the ergodic prior mean determines the perceived innovation  $\eta_t - \hat{c}_0^{ss}(y_t)$ . For example, in the benchmark case shown in Figure 5, where the ergodic prior mean  $\hat{c}_0^{ss}(y)$  is flatter than the true  $c^*(y)$ , the sign of the average perceived innovation  $c^*(y_t) - \hat{c}_0^{ss}(y_t)$  is given by the sign of the true average innovation  $y_t - \bar{y}$ .

The propagation of the new information depends crucially on the knowledge spillovers implied by our learning framework. For a large enough value of  $\psi$ , the agent's prior is that a signal about  $c^*(y_t)$  is essentially useless about  $c^*(y)$  at some  $y \neq y_t$ . In that case, the relevant effect of the new signal is to update beliefs only about the optimal action at  $y_t$ . But since the probability of a future realization being very near to that specific value of  $y_t$  is close to zero, there are no significant persistent effects. In contrast, for a smaller  $\psi$ , the signal obtained at  $y_t$  shifts beliefs about the entire unknown function  $c^*(y)$ . As new states realize after period  $t$ , this shift in beliefs persists before it converges back to the ergodic belief  $\hat{c}_0^{ss}(y)$ . In this case, a signal about the optimal action at  $y_t$  is likely to have persistent effects on the resulting actions, even if the objective state is iid.

Consider a graphical representation of the impulse response function of the agent's effective action  $c_t$ .<sup>28</sup> The blue solid line in the left panel of Figure 8 plots the impulse response starting from  $t$  for a value of the state  $y_t = \bar{y} - 2\sigma_y$  for the benchmark parametrization. The initial effect on the action can be read off directly from the ergodic policy function  $\hat{c}^{ss}(y_t)$  discussed in section 3.3. On impact, the action incorporates about 25% of the change in the state, dropping by 0.05 compared to the reduction of 0.2 in  $y_t$ .

While such underreaction appears more generally in models of partial attention to the objective states, an important additional property of our model is the resulting propagation. As described above, the negative shock to  $y_t$  results in a negative perceived innovation about the optimal action at  $y_t$ . Due to the knowledge spillovers, this innovation affects beliefs about the unknown policy function not only at  $y_t$  but even further away from it, producing a persistently lower average action following the shock.

The left panel illustrates the role of parameters in driving the propagation. The response on impact is stronger and there is less persistence when the cognition cost is lower ('low  $\kappa$ ', dotted yellow line), or when the signal at  $y_t$  is less informative at other states ('high  $\psi$ ', dashed orange line), because in both cases the agent is more likely to reason harder at any given period. Hence the initial impact is greater, but the value of this information declines

---

<sup>28</sup>Given the non-linear nature of our model we compute a generalized impulse response function to a particular realization of the state  $y_t$  as  $IRF_j(y_t) = E(c_{t+j}|y_t) - E(c_{t+j}|y_t = \bar{y})$ . Moreover, to isolate the typical effects, we set the signal realization equals to its average value, so that  $\varepsilon_t = 0$  in this analysis.

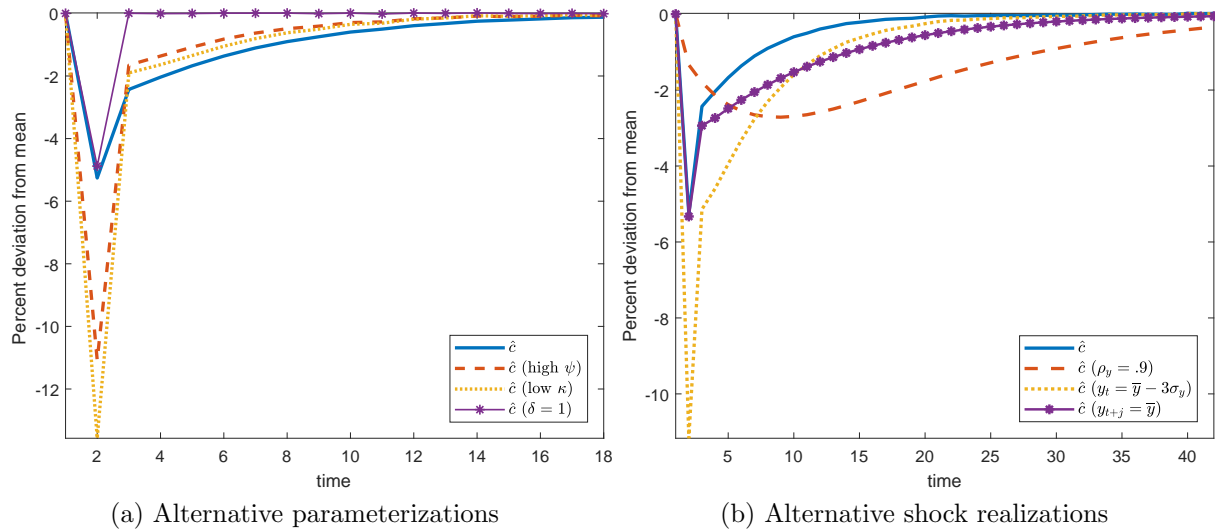


Figure 8: Impulse response function. The figure plots the typical path of the action following an innovation of  $y_t = \bar{y} - 2\sigma_y$ . The figure illustrates an example with parameters  $W_{cc} = 1$ ,  $\kappa = 0.5$ ,  $\sigma_c^2 = 1$ ,  $\psi = 1$ , and  $\delta = 0.9$ . In the left panel we change parameters to  $\kappa = 0.1$ ,  $\psi = 5$  and  $\delta = 1$ , respectively. In the right panel we change persistence to  $\rho_y = .9$  (dashed line), or we feed in future values of  $y_{t+j}$  that always equal to  $\bar{y}$  (starred line), or set the current shock to  $y_t = \bar{y} - 3\sigma_y$  (dotted line).

quickly as more relevant new information comes in the following periods. When there is no discounting of past information ( $\delta = 1$ , starred purple line), the agent has accumulated so much information that he does not further deliberate and instead only uses the ergodic prior mean at  $y_t$  to inform his action  $c_t$ . The lack of further updating leads to no persistent effects.

The right panel of Figure 8 illustrates the strong non-linearity by plotting three alternative assumptions on the shock realizations. First, in the dotted orange line, the state realization is more unusual ( $y_t = \bar{y} - 3\sigma_y$ ). On impact, the action now incorporates about 33% of the change in the state, dropping by 0.11 compared to the reduction of 0.3 in  $y_t$ . The larger proportional reduction than in the baseline case reflects the more pronounced steepness of the ergodic policy for tail  $y_t$  realizations. Moreover, since the state is now more unusual, the agent chooses to reason more intensely. This results in a larger weight applied to the new signal and stronger updating about the whole function, and therefore longer persistence.

Second, in the starred purple line, we compute the impulse response as in a linear model by ignoring the distribution of future states and instead feeding in  $y_{t+j} = \bar{y}$  for all  $j > 0$ . Since the agent would now constantly see  $\bar{y}$  and hence not reason any further, the effect of the initial update at  $y_t$  would be longer lasting. In contrast, with shocks to  $y_{t+j}$ , it is more likely that some of those realizations trigger reasoning. The larger chance of future reasoning on average decreases the weight put in the future on the signal at  $y_t$ , generating less persistence.

Finally, consider the case of an ex-ante prior mean  $\hat{c}_0(y)$  that is not constant as in our

benchmark case. As discussed in Section 3.4, when the prior  $\hat{c}_0(y)$  is upward sloping but flatter (steeper) than  $c^*(y)$ , the ergodic prior mean  $\hat{c}_0^{ss}(y)$  is also still flatter (steeper) than  $c^*(y)$ . As a consequence, the sign of the perceived innovation at  $y_t$  is given by the same (opposite) sign of the true innovation. We illustrate the behavior of the latter case in Figure 13 in Appendix A. Since the average innovation in the signal,  $\eta_t - \hat{c}_0^{ss}(y_t)$ , is now positive it updates *upwards* the beliefs about  $c^*(y)$ . As a result, the impulse response converges from above. Appendix A discusses further details on the effects of parameters in this case.

#### 4.1.2 Hump-shaped dynamics

The model may predict hump-shaped dynamics in the action even when the exogenous state is mean reverting. For that result we note that an important characteristic of the non-linearity of the ergodic policy function in Figure 5 is convexity above  $\bar{y}$  and concavity below  $\bar{y}$ , i.e. the function  $|\hat{c}^{ss}(y) - \bar{c}|$  is convex. This convexity arises from the interplay between the inertial effects around the usual states and the salience effects at the more unusual states. Consider now a positive innovation from  $\bar{y}$  to some  $y_t$ . From mean reversion, future states are on average closer to  $\bar{y}$ , i.e.  $E_t(y_{t+1}) < y_t$ . If the effective action would be linear in the state then the action would also mean revert, i.e.  $E_t(c_{t+1}) < c_t$ . However, given the convexity of the function, Jensen's inequality implies

$$E_t(c_{t+1}) > c(E_t(y_{t+1})). \quad (19)$$

The inequality allows for the possibility that  $E_t(c_{t+1}) > c_t$  so that even if the future state is closer on average to its mean, the average observed action is not. This convex effect can dominate the mean reversion effect and lead to hump-shaped dynamics when the response function is convex enough and when the persistence in the state is high enough.

In the right panel of Figure 8 we plot as the dashed line the non-linear impulse response function when the state follows an AR(1) process with an autocorrelation coefficient  $\rho_y = 0.9$ . On impact, the effect is smaller because the size of the innovation has been reduced to match the same unconditional variance, i.e. we now set  $\sigma_y = .1\sqrt{1 - \rho_y^2}$ . Importantly, for this parameterization the Jensen's inequality effect of equation (19) is strong enough so the propagation is characterized by hump-shaped dynamics.

Lastly, when the time-zero prior mean is steeper than the truth, the resulting ergodic policy function presented in Section 3.4 exhibits instead local concavity so the Jensen inequality effect works in reverse. In the right panel of Figure 13 in Appendix A, the dashed line plots the impulse response for  $\rho_y = 0.9$ . The speed of convergence back to steady state, measured by its half-life, is larger for the action than for the shock.

## 4.2 Persistence of volatility of actions

A general property of our model is that particular realizations of the objective state change the actions' *responsiveness* to those realizations as well as to subsequent ones. For an econometrician using a standard model, such changes may look like structural shifts in parameters. In particular, in this section we show how our model predicts endogenous time-variation in the volatility of actions. To explain this variation, an econometrician may conclude that there are shocks to the volatility of the objective state, i.e. changes in  $\sigma_y$ .

### 4.2.1 Volatility clustering

We illustrate how the model generates clusters of volatility through the following experiment. Once the economy reaches its ergodic distribution, at some point  $t$  we feed in a randomly drawn sequence of states of length  $s$ . We directly affect the variability of that vector by multiplying it by a scalar  $V$ . Denote the resulting vector of chosen actions in this first stage as  $a_1$ . At time  $t + s$ , we feed in another random sequence of states of length  $s$ , also multiplied by  $V$ . Collect the vector of chosen actions in this second stage as  $a_2$ . We simulate repeatedly over the draws, vary  $V$  and report  $\sigma(a_2)$ , the standard deviation of actions in the vector  $a_2$ , compared to the action vector  $a_1$ ,  $\sigma(a_1)$ . Notice that, on average, the standard deviation of the states generating the two actions is the same, given by  $V\sigma_y$ .

At the ergodic distribution there are two main implications for actions when observing a sample with more volatile states. One is a direct effect through which the actions are also more volatile, since they respond to the observed states. More importantly, there is a second, propagating effect arising from the fact that given more unusual states, the agent chooses to reason more intensely. By reasoning, the agent obtains more informative signals about the unknown policy function. In our benchmark case, the more intense reasoning leads, on average, to an updated belief at  $t + s - 1$  characterized by stronger responses to  $y$ . This updated belief generates more variable actions starting at  $t + s$ , as the belief converges back to the ergodic  $\hat{c}_0^{ss}(y)$ . Therefore, the more intense reasoning, stimulated by more variable state realizations, leads to an endogenous persistent increase in the variability of actions.

In our experiment we therefore find that the ratio  $\sigma(a_2)/\sigma(a_1)$  is increasing in  $V$ , or, put differently, it is increasing in  $\sigma(a_1)$ , since the latter is increasing in  $V$ . An econometrician analyzing this data finds that, conditioning on a sample where the variability of states is larger than usual, the variation in actions following that sample is also larger than usual. The left panel of Figure 9 illustrates the effect graphically. We use the baseline parametrization and simulate vectors of state realizations of length  $s = 20$ . We set  $V = 0.5$  and  $V = 1.5$ , corresponding to a 'low' and 'high' variance sample, respectively. Figure 9 plots the resulting

policy functions. As described above, the posterior belief assigns stronger responses following more volatile innovations, leading to subsequent more variable actions.

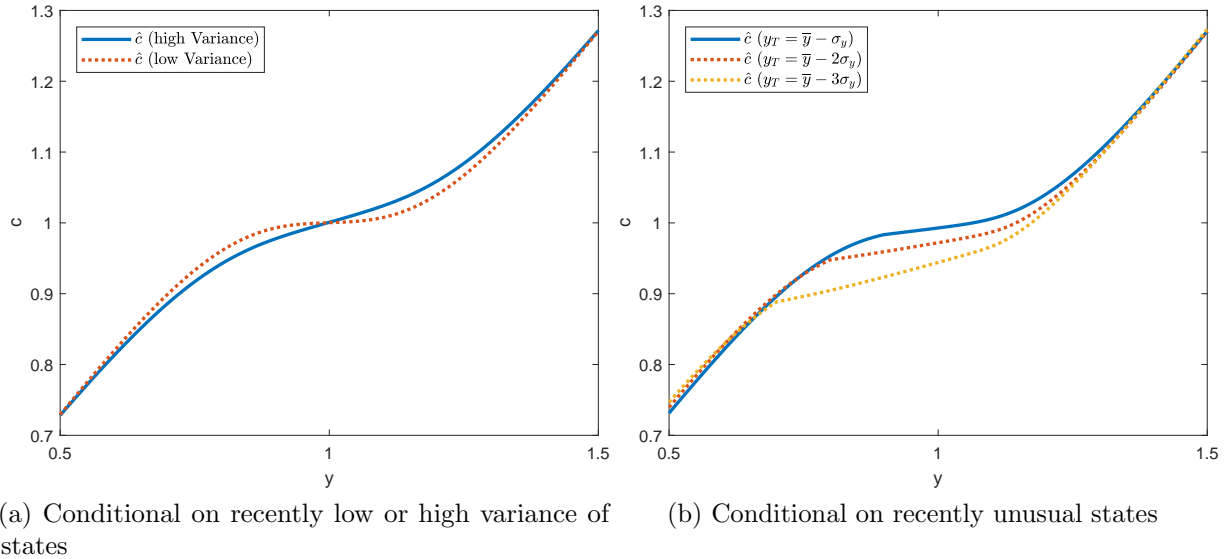


Figure 9: Optimal action and variability of states. In the left panel the policy function conditions on samples of shocks with lower or higher than typical variability. In the right panel the policy function conditions on the previous state demeaned innovation ranging from  $-\sigma$  to  $-3\sigma$ . The figure illustrates an example with parameters  $W_{cc} = 1, \kappa = 0.5, \sigma_c^2 = 1, \psi = 1$ , and  $\delta = 0.9$ .

#### 4.2.2 More variable actions after a large shock

We use a second experiment to illustrate how after a large shock, the measured response of actions endogenously changes. In particular, consider again the ergodic distribution where at some point  $t$  we feed in a state  $y_t = \bar{y} + \alpha\sigma_y$ . Starting at  $t + 1$ , we repeatedly simulate a vector of length  $s = 20$  of draws for the state and report how the resulting standard deviation of actions based on that vector changes as we vary  $\alpha$ .

The main finding is that the variability of actions following the shock  $y_t$  increases with  $|\alpha|$ . This again works through the persistent effect of learning. After more unusual states, the agent finds it optimal to reason more intensely. In our benchmark analysis, this leads to an updated belief that is more responsive to changes in  $y$  around the realized  $y_t$ . This posterior forms the prior for subsequent periods, predicting on average a larger variability in actions.

The right panel of Figure 9 illustrates the point graphically. There we plot the policy functions for  $\alpha$  taking three values,  $-1, -2$  and  $-3$ , respectively, and we note that the effects discussed here are symmetric for  $\alpha = 1, 2$  and  $3$ , respectively. There are two important effects. One is that the average level of the posterior mean is shifted down, as the agent updates downward over the whole function. The second effect is on the shape of the posterior belief.



The downward shift implied by the signal at  $y_t$  is stronger locally, around the realized state, and thus results into a steeper posterior belief.

Appendices B and C document more systematically how an econometrician analyzing time-series data from our model recovers evidence of persistence in the mean and variance of actions. For example, even with iid states we find significant volatility clustering, as well as a mean action whose persistence is given by an autoregressive coefficient of 0.6. Both types of persistence decrease when either the cognition cost,  $\kappa$ , or the local informativeness of signals,  $\psi$ , is lower. Appendix A discusses how implications change if the ex-ante prior  $\hat{c}_0(y)$  is steeper than  $c^*(y)$ . In that case, more intense reasoning at unusual states leads to posterior beliefs that are flatter and to subsequent actions that are less volatile. Figure 14 illustrates the point graphically by plotting the corresponding experiments of Figure 9.

## 5 Cross-sectional Distributions

In our analysis so far we have described the typical individual behavior by focusing on the average realization of the reasoning error. In this section we expand the analysis to include the effects of such errors. We do so at the individual level, where we emphasize the stochastic nature of choices, and then analyze implications for the cross-sectional distribution.

### 5.1 Stochastic choice from reasoning errors

Experimental studies have widely documented that a given subject does not always make the same choice even when the same set of alternatives is presented, a phenomenon the literature has termed “stochastic choice”.<sup>29</sup> Our model generates this type of behavior endogenously. There are three different layers to the stochastic choice exhibited by our agents, two of which depend on the idiosyncratic noise in the reasoning signals  $\eta_{i,t}$ , and the third is due to the fact that optimal deliberation choice depends on the history of *objective* states.

To show this, we introduce a continuum of agents indexed by  $i$  that are ex-ante identical: have the same initial prior  $\hat{c}_{i,0}(y)$ , solve the same problem and face the same parameters. Each agent’s objective is to choose the current action that minimizes expected quadratic deviations from the otherwise identical optimal function  $c^*(y)$ . There are no strategic considerations between agents. The only source of heterogeneity is the specific history of reasoning signals that each agent has received about  $c^*(y)$ , leading to different prior conditional means  $\hat{c}_{i,t-1}(y)$ .

The history of observed states is common to all agents, given by the history of aggregate states  $y^t$ . Therefore, the choice of the reasoning intensity is also common across  $i$  at each  $t$ ,

---

<sup>29</sup>See Mosteller and Nogee (1951) and more recently Hey (2001) and Ballinger and Wilcox (1997).

since this choice only depends on the observed objective states and the structural parameters, which are the same across agents. It follows that agents share the same prior covariance function  $\Sigma_{t-1}(y, y')$  and variance  $\sigma_{\eta,t}^2$  for the noise term in their signal,

$$\eta_{i,t} = c^*(y_t) + \sigma_{\eta,t}\varepsilon_{i,t},$$

where  $\varepsilon_{i,t}$  is the resulting idiosyncratic reasoning error made by agent  $i$ .

The posterior beliefs about the optimal policy function thus follow

$$\hat{c}_{i,t}(y) = \hat{c}_{i,t-1}(y) + \alpha^*(y_t; \eta_t, \eta^{t-1}) [\eta_{i,t} - \hat{c}_{i,t-1}(y)]. \quad (20)$$

The previous analysis on the optimal signal-to-noise ratio applies, and we obtain that when  $\hat{\sigma}_{t-1}^2(y_t) < \frac{\kappa}{2W_{cc}}$ , then agents choose not to reason and set  $\sigma_{\eta,t} = \infty$ . Otherwise,

$$\alpha^*(y_t; \eta_t, \eta^{t-1}) = 1 - \frac{\kappa}{2W_{cc}\hat{\sigma}_{t-1}^2(y_t)}. \quad (21)$$

There are three reasons for which an agent's action,  $\hat{c}_{i,t}(y_t)$ , could vary even if we hold the realization of the objective state  $y_t$  constant. First, since the deliberation choice depends on the whole history of objective states  $y^t$ , the optimal signal-to-noise ratio  $\alpha^*(y_t; \eta_t, \eta^{t-1})$  depends not only on today's state,  $y_t$ , but also on the past realizations. Thus, if experimenters hold constant  $y_t$ , but not  $y^{t-1}$ , they might observe a change in the action because the history of observed states is different, and hence the optimal deliberation, and the weight put on the new signal is different. Intuitively, this might occur if a subject is presented with the same problem twice, but at different times during the experiment, and hence comes into that problem with a different history of observations and deliberation choices. One would observe such "stochastic" behavior even if there is no idiosyncratic noise in the reasoning signal.

Second, the observed behavior could differ even conditional on the whole history of objective states  $y^t$ , because of the reasoning error  $\varepsilon_{it}$ . This works through two channels – the effect of accumulation of past errors  $\varepsilon_i^{t-1}$  and the effect of the new error  $\varepsilon_{i,t}$ . The first component, due to accumulation of past reasoning, leads to persistent biases in the systematic behavior of agents, and operates through heterogeneity in the agent's belief coming into the period, i.e.  $\hat{c}_{i,t-1}(y_t)$ . This effect is operational even if an agent decides not to obtain a new signal at time  $t$ , and hence does not depend on the current period error  $\varepsilon_{i,t}$ .

We illustrate this heterogeneity of priors in Figure 10 which plots two policy functions conditional on different histories of reasoning signals. To isolate the effect of the history, the current error  $\varepsilon_{it}$  is set to zero. In the left panel, an agent has experienced a string of reasoning signals that point towards a low overall prior  $\hat{c}_{i,t-1}(y)$  (the dotted line). As a result, for high

values of  $y$  the new signal tends to indicate a significant rise in the best course of action, making the effective action in that region more responsive than the truth. On the other hand, there is a range of lower  $y$ , where the policy function is in fact *decreasing* in  $y$ . This is because as  $y$  decreases, the agent deliberates more and puts a higher weight  $\alpha^*(y; \eta_t, \eta^{t-1})$  on the new signal, which is indicating a higher overall action. Thus, when we take into account the effect of past reasoning errors, the agent’s action could be (i) lower than the truth on average, (ii) non-monotonic and changing curvature, and (iii) steeper than the true  $c^*(y)$ .

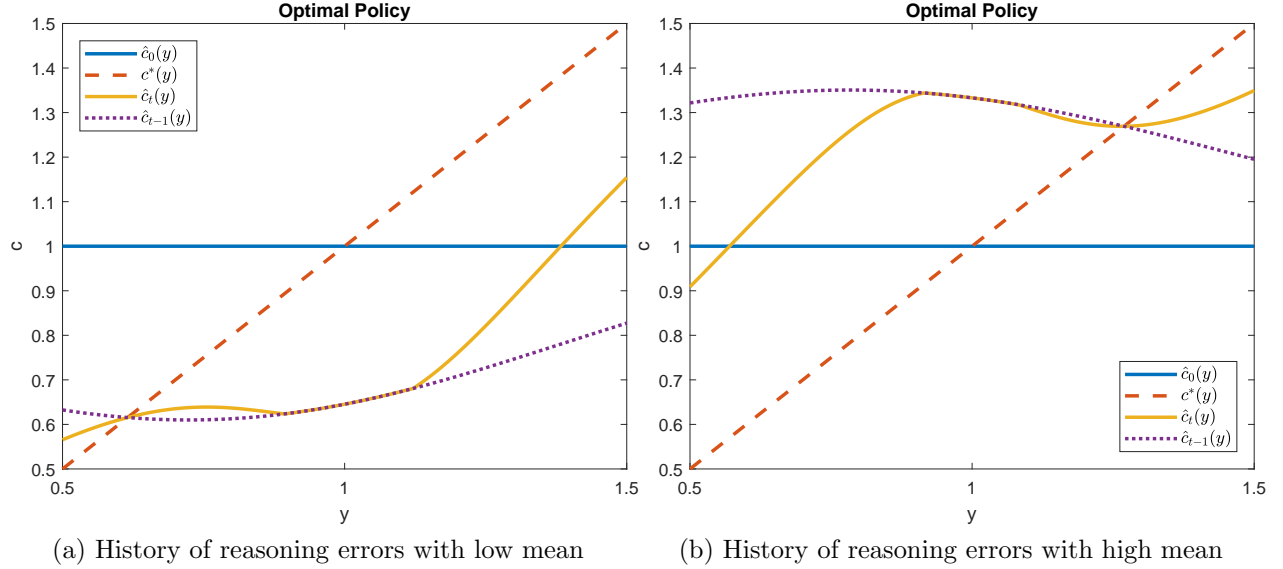


Figure 10: Policy functions for different history of reasoning signals. The figure illustrates an example with parameters  $W_{cc} = 1, \kappa = 0.5, \sigma_c^2 = 1, \psi = 1,$  and  $\delta = 0.9$ .

The right panel illustrates the opposite case, where the past signals of the agent have generated a relatively high initial prior  $\hat{c}_{i,t-1}(y)$ , and we observe properties of the action that are the reverse of those in the left panel. This shows that even conditional on the history of observed states  $y^t$  and the current period signal  $\eta_{it}$ , the behavior of an agent could differ depending on the history of prior reasoning signals. This leads to differences in the systematic behavior of the agents – for example there is a range of  $y$  values for which the policy on the left is decreasing, while that on the right is increasing. Thus, an experimenter could observe a difference in behavior even when conditioning on the whole history of  $y^t$ , and giving the subjects a familiar task so that they choose to do no more additional reasoning.

Lastly, the observed behavior of the agent could differ even conditional on the whole history of objective states  $y^t$  and history of past reasoning signals  $\eta_i^{t-1}$ , because of the idiosyncratic reasoning error  $\varepsilon_{it}$  in the new signal  $\eta_{it}$ . The amount of noise present in the agent’s action depends on the realization of the objective state  $y_t$ , because of the state-dependent deliberation choice. In particular, the standard deviation of the noise due to  $\varepsilon_{it}$

is  $\sqrt{.5\alpha^*(y_t; \eta_t, \eta^{t-1})\kappa/W_{cc}}$ . Given the U-shape of the optimal  $\alpha^*(y_t; \eta_t, \eta^{t-1})$ , the observed action is noisier at more unusual states.

## 5.2 Aggregate action

In this section we are interested in the properties of the aggregate action and in their connection to basic stylized facts of many macroeconomic aggregates.

Let  $\bar{c}_t$  denote the time  $t$  cross-sectional average action, i.e.  $\bar{c}_t \equiv \int c_{i,t} di$ , where  $c_{i,t}$  is the action of agent  $i$ . The law of large numbers implies that the reasoning errors  $\varepsilon_{i,t}$  average out, so that the average action has a recursive structure that is similar to the evolution of the posterior mean for an individual agent in equation (20):

$$\bar{c}_t = (1 - \alpha^*(y_t; \eta_t, \eta^{t-1}))\bar{c}_{t-1} + \alpha_t^*(y_t; \eta_t, \eta^{t-1})y_t, \quad (22)$$

and so the same properties for the typical individual action apply to  $\bar{c}_t$ .

The costly cognition friction that we propose has therefore an array of implications, both for individual and aggregate data. Some of those properties, like inertial and salience effects, are particularly important to explain individual behavior, as observed for example in experiments. Some other implications, especially related to the time-series patterns of actions and the propagation of information may be of particular relevance for aggregate actions.

The macroeconomics literature has focused on two important properties of the first moment of the aggregates. First, a sluggish behavior, reflected in a slow reaction or hump-shaped response of major aggregates to identified shocks. Second, non-linear dynamics, in the form of stronger responses to more unusual aggregate states. To produce inertial behavior the literature has typically appealed to a set of adjustment costs, including in capital accumulation, consumption habit formation or nominal rigidities in changing prices or wages.<sup>30</sup> In turn, the interest in non-linear dynamics has resulted in additional frictions, such as search and matching or financial constraints.<sup>31</sup> In terms of the behavior of second moments, a significant literature documents time-variation in the volatility of many major aggregates. A typical approach has been to model those patterns by allowing for stochastic volatility in the underlying shocks or by shifts in the structural parameters.<sup>32</sup>

Our model produces behavior at the aggregate level that is consistent with all of these important empirical properties. First, persistence in the conditional expectation of the

<sup>30</sup>See for example Christiano et al. (2005) and Smets and Wouters (2007) for representative models of fitting macroeconomic aggregate data with a combination of persistent shocks and set of frictions.

<sup>31</sup>See Fernández-Villaverde et al. (2016) for a recent survey of non-linear methods.

<sup>32</sup>See for example Stock and Watson (2002), Cogley and Sargent (2005) and Justiniano and Primiceri (2008) for empirical evidence and models of stochastic volatility and time-varying parameters.

aggregate action occurs because the information obtained at some observed objective state is used to update beliefs about the optimal action more generally, at other state realizations. Second, non-linearities emerge as a result of the endogenous state-dependent reasoning choices of agents populating our model economy. Third, endogenous reasoning implies that the responsiveness of the economy to shocks changes due to particular realizations of the state, even if no structural shifts occur. For example, the conditional variance of the aggregate action in our model is larger after a sample that includes more unusual aggregate shocks.

### 5.3 Cross-sectional dispersion of actions

Endogenous reasoning choices lead to time-variation not only in the conditional expectation and variance of the aggregate action, but also in the cross-sectional dispersion of individual actions. Let  $\bar{\sigma}_t \equiv \int (c_{i,t} - \bar{c}_t)^2 di$  denote that dispersion. Given the optimal choice of  $\alpha^*(y_t; \eta_t, \eta^{t-1})$  in equation (21), the average action from equation (22), and noting the orthogonality property of the reasoning errors, we obtain

$$\bar{\sigma}_t = (1 - \alpha^*(y_t; \eta_t, \eta^{t-1}))^2 \int \left[ \hat{c}_{i,t-1}(y_t) - \int \hat{c}_{i,t-1}(y_t) di \right]^2 di + \frac{\alpha^*(y_t; \eta_t, \eta^{t-1})\kappa}{2W_{cc}}. \quad (23)$$

Consider now the cyclical movements in  $\bar{\sigma}_t$ . There are two types of state-dependency in equation (23). First, the dispersion of priors is state-dependent, since agents have different priors about the optimal action at different  $y$ . The source of this dispersion is the variability in the past signals about the optimal action obtained by different agents. It is useful to recall that the ergodic uncertainty is lowest around  $\bar{y}$  (see Figure 3). The higher precision of initial beliefs in that region is due to the fact that agents have accumulated more reasoning signals there. The larger dependence on these idiosyncratic signals creates a larger dispersion of priors  $\hat{c}_{i,t-1}(y)$  there. In contrast, further away from  $\bar{y}$ , there is less relevant information accumulated through time and as a consequence the agents' priors  $\hat{c}_{i,t-1}(y)$  are less dispersed. Therefore, we expect that the dispersion of priors decreases with  $|y_t - \bar{y}|$ . The dashed line in Figure 11 illustrates this property at the ergodic distribution.

Second, the signal-to-noise ratio is state-dependent: as  $|y_t - \bar{y}|$  increases, the prior uncertainty is larger, which in turn increases the optimal  $\alpha^*(y_t; \eta_t, \eta^{t-1})$  as agents deliberate more about the optimal action. The effect of a larger  $\alpha^*(y_t; \eta_t, \eta^{t-1})$  works in two opposing directions. On the one hand, the larger reliance on new idiosyncratic signals reduces the dispersion through the lower weight attached to differences in priors, as given by the first term of equation (23). This force amplifies the fact that the dispersion of priors tends to be lower for larger  $|y_t - \bar{y}|$ . On the other hand, the new signals have errors with an optimally chosen

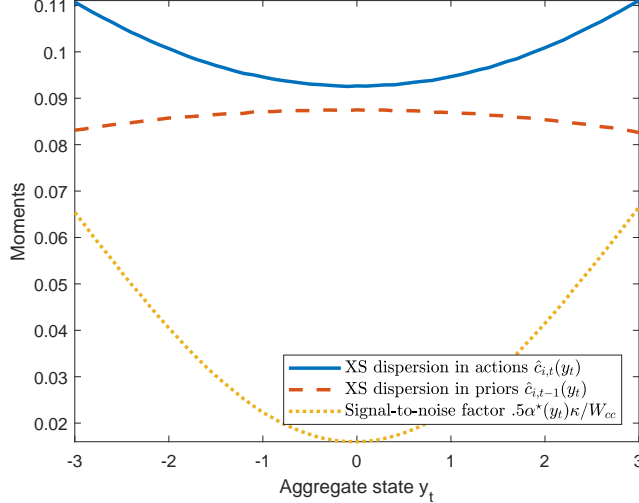


Figure 11: Cross-sectional dispersion from reasoning errors. The figure plots then ergodic dispersion of actions, as well as in priors, together with the ergodic signal-to-noise ratio. illustrates an example with parameters  $W_{cc} = 1, \kappa = 0.5, \sigma_c^2 = 1, \psi = 1,$  and  $\delta = 0.9$ .

standard deviation of  $\sigma_{\eta,t}$  and update the posteriors by  $\alpha^*(y_t; \eta_t, \eta^{t-1})\eta_{i,t}$ . These idiosyncratic signals increase the dispersion in posterior beliefs by a factor proportional to  $\alpha^*(y_t; \eta_t, \eta^{t-1})$ , given by the second term of equation (23). The dotted line in Figure 11 illustrates this effect.

Overall, the effect of  $|y_t - \bar{y}|$  on  $\bar{\sigma}_t$  depends on the relative strength of these effects. The increase in dispersion of actions when the state is unusual, from the newly acquired reasoning signals, tends to dominate when the dispersion of priors is relatively flat with respect to the state, as illustrated in Figure 11 for the ergodic distribution in the baseline parametrization. In this case, more unusual states are characterized by correlated volatility at the ‘micro’ level (cross-sectional dispersion) and ‘macro’ (volatility clustering of the aggregate action).<sup>33</sup>

## 6 Two Actions

In this section we consider an extension to multiple actions, which we call  $c$  and  $l$  (e.g. consumption and labor). In this extension we further highlight how in our model the information flow is specific to the cognitive effort it takes to make decisions about actions, now extended to two, rather than about the single objective state.

The agent seeks to minimize the sum of squared deviations of both actions from the unknown policy functions  $c^*(y)$  and  $l^*(y)$ :

$$W_{cc}E_t(c_t - c^*(y_t))^2 + W_{ll}E_t(l_t - l^*(y_t))^2,$$

<sup>33</sup>Such potential correlated clusters is consistent with recent evidence surveyed in Bloom (2014).

where  $W_{cc}$  and  $W_{ll}$  are the costs of making the respective errors. We use a similar approach as for the single action to model learning about the vector of functions  $[c^*(y), l^*(y)]$  as a vector Gaussian Process distribution. The cognition cost is again a linear function of the total information acquired about the vector, as measured by Shannon mutual information.

In Appendix D we present details on the setup and updating formulas. The optimal precision of the deliberation signals about the two functions is to target, similarly to equation (8) but this time potentially action specific, an optimal level for the posterior uncertainty

$$\hat{\sigma}_{c,t}^{*2}(y_t) = \frac{\kappa}{2W_{cc}}; \hat{\sigma}_{l,t}^{*2}(y_t) = \frac{\kappa}{2W_{ll}}, \quad (24)$$

where  $\kappa$  is the marginal cost of acquired information. The optimal signal-to-noise ratios and the resulting actions  $\hat{c}_t(y_t), \hat{l}_t(y_t)$  are the counterpart of equations (11) and (10), respectively.

The basic features of the ergodic distribution of beliefs are thus similar to the univariate case. The most interesting new implications of the multidimensional problem presented here arise when there is an asymmetry in the costliness of mistakes. We assume that  $W_{cc} > W_{ll}$  and illustrate the ergodic effective policy functions of such an example in Figure 12.

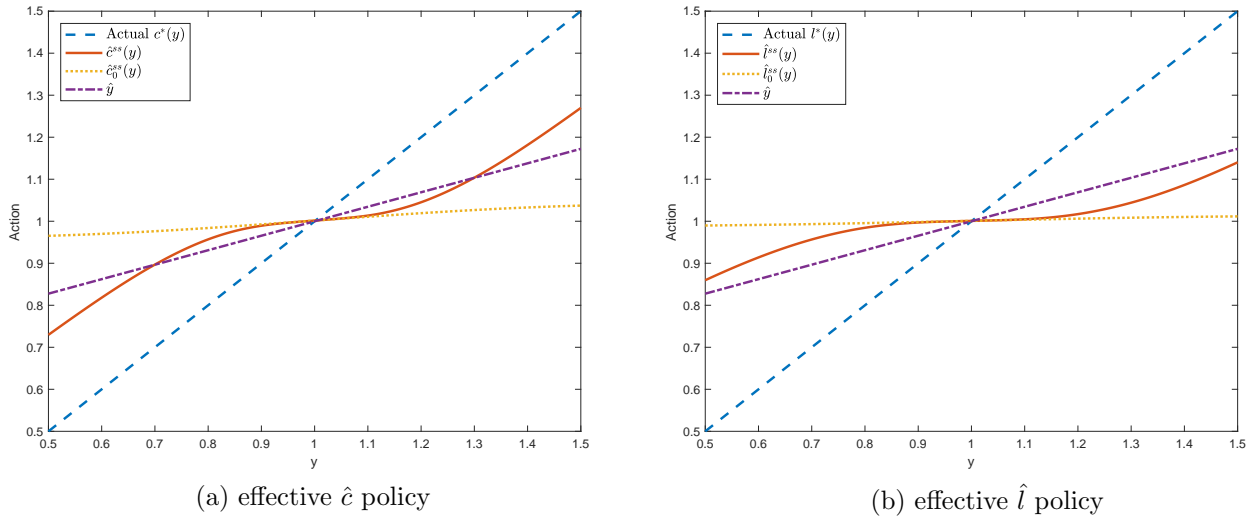


Figure 12: Two Actions Optimal Policy. Benchmark values –  $W_{cc} = 1, W_{ll} = 0.5, \kappa = 0.5, \sigma_c^2 = 1, \sigma_l^2 = 1, \sigma_{cl}^2 = 0, \psi = 1$ , and  $\delta = 0.9$ . Changing values:  $\kappa = 0.15, \psi = 3$ , and  $\delta = 0.99$ .

Both policy functions display the non-linearity of the univariate case, with a region of relative inertia around  $\bar{y}$ , and salience-like effects for more distant values. However, there are differences in how the two effective policy functions,  $\hat{c}$  and  $\hat{l}$ , display those basic non-linear features. Since the cost of mistakes is lower for the second action the agent optimally deliberates less about it. At the ergodic distribution, this results in a function  $\hat{l}$  that is much flatter than  $\hat{c}$ , and that also displays less reaction even in the tails of  $y_t$  realizations.

The differential non-linearity across the two effective actions has implications for the correlations in the errors made in the two actions. If the friction was in observing the objective state  $y_t$ , the resulting errors in the two actions would be perfectly correlated. In that case, any information about the unknown  $y_t$  informs both actions equally because the agent has full knowledge of the two (linear) optimal policy functions. As a result, errors in both are due to perceptions in the state  $y_t$ , and are thus perfectly correlated. To the contrary, in our model the errors are action specific. Moreover, because of the ergodic distribution of beliefs, the errors will be more correlated for  $y_t$  closer to  $\bar{y}$ , where the agent relies more on the ergodic prior beliefs (which are increasing for both actions). And the errors in the two actions will be less correlated for unusual realizations of  $y_t$ , where the agent leans more heavily on the new reasoning signals, which feature uncorrelated error terms. For example, to an outside observer this could look like a shift in preferences.

Our setup also affects inference about the size of the underlying cognitive friction. Consider an analyst that looks at our data through the lenses of a model of imperfect perception of states but known policy functions. Suppose the analyst then estimates the constant signal-to-noise ratio, corresponding to  $\tilde{\alpha}_y^*$  in equation (14), that best fits a linear function through the observed  $c_t$  action (dashed line in Figure 12). While the fitted response cannot deliver the non-linear features of the optimal  $\hat{c}_t(y)$ , it will at least imply behavior that is on average correct with respect to that generated by our model.

However, if the analyst uses the estimated model to predict the agent’s behavior in terms of the other action, the prediction will be biased on average, as illustrated in the right panel of Figure 12. The predicted policy function  $\hat{l}_t$  is the same as that for  $\hat{c}_t$ , since they are both driven by the same underlying belief about  $y_t$ . When the analyst’s model sees data on  $c_t$ , which tracks the optimal  $c^*(y)$  better, it infers that the agent pays a lot of attention to  $y_t$ . With precise beliefs about  $y_t$ , a model of imperfect perception of states implies that the agent sets both actions accurately, resulting in a responsive  $\hat{l}_t$ . To the contrary, however, in our model the agent generally does not respond much in  $l_t$ , and in particular much less than  $c_t$ . Moreover, in our model changing the costliness of mistakes (e.g.  $W_{cc}$ ) will affect only the precision in the  $c_t$  action. However, in the other model changing information about  $y_t$  is chosen based on the weighted average of the costliness of mistakes in terms of both  $c_t$  and  $l_t$ . Thus, changing  $W_{cc}$  would increase the precision in both actions.

## 7 Conclusion

In this paper we have developed a tractable and parsimonious model to study costly cognition. We have assumed that agents perfectly observe state variables, but have limited cognitive



resources that prevent them from computing their optimal policy *function*. We have shown that the resulting actions are characterized by several empirically plausible features: (i) endogenous persistence: even if the observed states are iid, there is persistence in the agent's beliefs about the conditional optimal course of action; (ii) non-linearity: typical behavior exhibits inertia and 'salience' effects; (iii) stochasticity: the action is stochastic, even conditioning on the perfectly observed objective state, as it is driven by random reasoning signals; (iv) cross-sectional heterogeneity in policy functions: agents' experiences may lead to average biases and local changes that are non-monotonic; (v) endogenous persistence in the volatility of actions: following unusual times both the time-series and the cross-sectional variance increases; (vi) state-dependent accuracy in different actions.

The model has potentially important policy implications. First, it offers a cohesive framework to understand an array of features for the individual behavior. The errors made by these agents do not arise from mechanical decision rules, but instead respond to the state and the characteristics of the environment, including policy changes, in the spirit of Lucas (1976). Second, the friction may help understand macroeconomic phenomena such as non-linearity, persistence, volatility clustering, and in the process may change inference on the underlying sources of economic mechanisms and shocks. Indeed, an econometrician that fits a standard fully rational agent model to the equilibrium outcomes generated by our model may conclude that there are policy-invariant sources of non-linearity and time-variation in parameters. Instead, through the lenses of our model, these non-linearities and apparent time-varying parameters are a manifestation of a single cognitive friction that leads economic agents to act according to state-dependent reasoning rules.

Finally, our aggregate-level implications have abstracted from general equilibrium type of interactions. Incorporating these interactions involves studying the propagation effects of the state-dependent individual errors in actions, as well as modeling the agents' reasoning choice of computing potentially complex general equilibrium effects, issues that we find promising for future research.

## References

- AKERLOF, G. A. AND J. L. YELLEN (1985): “Can small deviations from rationality make significant differences to economic equilibria?” *The American Economic Review*, 75, 708–720.
- ALAOU, L. AND A. PENTA (2016): “Cost-Benefit Analysis in Reasoning,” Working Paper.
- ANGELETOS, G.-M. AND C. LIAN (2017): “Dampening General Equilibrium: From Micro to Macro,” NBER Working Paper No. 23379.
- ARAGONES, E., I. GILBOA, A. POSTLEWAITE, AND D. SCHMEIDLER (2005): “Fact-Free Learning,” *The American Economic Review*, 95, pp–1355.
- BALLINGER, T. P. AND N. T. WILCOX (1997): “Decisions, error and heterogeneity,” *The Economic Journal*, 107, 1090–1105.
- BISHOP, C. M. (2006): *Pattern recognition and machine learning*, Springer.
- BLOOM, N. (2014): “Fluctuations in Uncertainty,” *Journal of Economic Perspectives*, 28, 153–176.
- CAPLIN, A., M. DEAN, AND J. LEAHY (2016): “Rational Inattention, Optimal Consideration Sets and Stochastic choice,” Working paper.
- CAPLIN, A., M. DEAN, AND D. MARTIN (2011): “Search and satisficing,” *The American Economic Review*, 101, 2899–2922.
- CARVALHO, L. AND D. SILVERMAN (2017): “Complexity and Sophistication,” Working Paper.
- CHRISTIANO, L. J., M. EICHENBAUM, AND C. L. EVANS (2005): “Nominal rigidities and the dynamic effects of a shock to monetary policy,” *Journal of political Economy*, 113, 1–45.
- COGLEY, T. AND T. J. SARGENT (2005): “Drifts and volatilities: monetary policies and outcomes in the post WWII US,” *Review of Economic Dynamics*, 8, 262–302.
- DECK, C. AND S. JAHEDI (2015): “The effect of cognitive load on economic decision making: A survey and new experiments,” *European Economic Review*, 78, 97–119.
- DUPOR, B. (2005): “Stabilizing non-fundamental asset price movements under discretion and limited information,” *Journal of Monetary Economics*, 52, 727–747.
- ERGIN, H. AND T. SARVER (2010): “A unique costly contemplation representation,” *Econometrica*, 78, 1285–1339.
- EVANS, G. W. AND S. HONKAPOHJA (2011): *Learning and Expectations in Macroeconomics*, Princeton University Press.

- FARHI, E. AND I. WERNING (2017): “Monetary Policy, Bounded Rationality, and Incomplete Markets,” NBER Working Paper No. 23281.
- FERNÁNDEZ-VILLAYERDE, J., J. F. RUBIO-RAMÍREZ, AND F. SCHORFHEIDE (2016): “Solution and estimation methods for DSGE models,” *Handbook of Macroeconomics*, 2, 527–724.
- GABAIX, X. (2014): “A sparsity-based model of bounded rationality,” *The Quarterly Journal of Economics*, 129, 1661–1710.
- (2016): “Behavioral macroeconomics via sparse dynamic programming,” NBER Working Paper 21848.
- GARCÍA-SCHMIDT, M. AND M. WOODFORD (2015): “Are low interest rates deflationary? A paradox of perfect-foresight analysis,” NBER Working Paper No. 21614.
- HASSAN, T. A. AND T. M. MERTENS (2017): “The social cost of near-rational investment,” *The American Economic Review*, 107, 1059–1103.
- HEY, J. D. (2001): “Does repetition improve consistency?” *Experimental Economics*, 4, 5–54.
- ILUT, C., R. VALCHEV, AND N. VINCENT (2016): “Paralyzed by Fear: Rigid and Discrete Pricing under Demand Uncertainty,” NBER Working Paper 22490.
- JUSTINIANO, A. AND G. E. PRIMICERI (2008): “The time-varying volatility of macroeconomic fluctuations,” *The American Economic Review*, 98, 604–641.
- KACPERCZYK, M., S. VAN NIEUWERBURGH, AND L. VELDKAMP (2016): “A rational theory of mutual funds’ attention allocation,” *Econometrica*, 84, 571–626.
- KALAYCI, K. AND M. SERRA-GARCIA (2016): “Complexity and biases,” *Experimental Economics*, 19, 31–50.
- LIU, W., J. C. PRINCIPE, AND S. HAYKIN (2011): *Kernel adaptive filtering: a comprehensive introduction*, vol. 57, John Wiley & Sons.
- LUCAS, R. E. (1976): “Econometric policy evaluation: A critique,” in *Carnegie-Rochester conference series on public policy*, vol. 1, 19–46.
- LUO, Y. (2008): “Consumption dynamics under information processing constraints,” *Review of Economic Dynamics*, 11, 366–385.
- MAĆKOWIAK, B. AND M. WIEDERHOLT (2009): “Optimal sticky prices under rational inattention,” *The American Economic Review*, 99, 769–803.
- (2015a): “Business cycle dynamics under rational inattention,” *The Review of Economic Studies*, 82, 1502–1532.
- (2015b): “Inattention to rare events,” Working Paper.

- MATĚJKA, F. (2015): “Rationally inattentive seller: Sales and discrete pricing,” *The Review of Economic Studies*, 83, 1125–1155.
- MATĚJKA, F. AND A. MCKAY (2014): “Rational inattention to discrete choices: A new foundation for the multinomial logit model,” *The American Economic Review*, 105, 272–298.
- MATĚJKA, F., J. STEINER, AND C. STEWART (2017): “Rational Inattention Dynamics: Inertia and Delay in Decision-Making,” *Econometrica*, 85, 521–553.
- MATTSSON, L.-G. AND J. W. WEIBULL (2002): “Probabilistic choice and procedurally bounded rationality,” *Games and Economic Behavior*, 41, 61–78.
- MELOSI, L. (2014): “Estimating models with dispersed information,” *American Economic Journal: Macroeconomics*, 6, 1–31.
- MOSTELLER, F. AND P. NOGEE (1951): “An experimental measurement of utility,” *Journal of Political Economy*, 59, 371–404.
- NIMARK, K. (2014): “Man-bites-dog business cycles,” *The American Economic Review*, 104, 2320–2367.
- NIMARK, K. P. AND S. PITSCHNER (2017): “News Media and Delegated Information Choice,” Working Paper.
- OLIVEIRA, H., T. DENTI, M. MIHM, AND K. OZBEK (2017): “Rationally inattentive preferences and hidden information costs,” *Theoretical Economics*, 12, 621–654.
- PACIELLO, L. AND M. WIEDERHOLT (2013): “Exogenous Information, Endogenous Information, and Optimal Monetary Policy,” *Review of Economic Studies*, 81, 356–388.
- RASMUSSEN, C. E. AND C. K. WILLIAMS (2006): *Gaussian processes for machine learning*, vol. 1, MIT press Cambridge.
- REIS, R. (2006a): “Inattentive consumers,” *Journal of Monetary Economics*, 53, 1761–1800.
- (2006b): “Inattentive producers,” *The Review of Economic Studies*, 73, 793–821.
- SAMUELSON, W. AND R. ZECKHAUSER (1988): “Status quo bias in decision making,” *Journal of risk and uncertainty*, 1, 7–59.
- SARGENT, T. J. (1993): *Bounded Rationality in Macroeconomics*, Oxford University Press.
- SIMON, H. A. (1955): “A behavioral model of rational choice,” *The Quarterly Journal of Economics*, 69, 99–118.
- (1976): “From substantive to procedural rationality,” in *25 years of economic theory*, Springer, 65–86.
- SIMS, C. A. (1998): “Stickiness,” in *Carnegie-Rochester Conference Series on Public Policy*, vol. 49, 317–356.

- (2003): “Implications of rational inattention,” *Journal of Monetary Economics*, 50, 665–690.
- (2006): “Rational inattention: Beyond the linear-quadratic case,” *The American economic review*, 96, 158–163.
- (2010): “Rational inattention and monetary economics,” in *Handbook of Monetary Economics*, ed. by B. M. Friedman and M. Woodford, Elsevier, vol. 3, 155–181.
- SMETS, F. AND R. WOUTERS (2007): “Shocks and frictions in US business cycles: A Bayesian DSGE approach,” *The American Economic Review*, 97, 586–606.
- STEVENS, L. (2014): “Coarse Pricing Policies,” Manuscript, Univ. of Maryland.
- STOCK, J. H. AND M. W. WATSON (2002): “Has the US business cycle changed and why?” *NBER Macroeconomics Annual*, 17, 159–218.
- TUTINO, A. (2013): “Rationally inattentive consumption choices,” *Review of Economic Dynamics*, 16, 421–439.
- TVERSKY, A. AND D. KAHNEMAN (1975): “Judgment under uncertainty: Heuristics and Biases,” in *Utility, probability, and human decision making*, 141–162.
- VALCHEV, R. (2017): “Dynamic Information Acquisition and Portfolio Bias,” Boston College Working Paper.
- VAN DAMME, E. (1987): *Stability and perfection of Nash equilibria*, Springer Verlag.
- VAN NIEUWERBURGH, S. AND L. VELDKAMP (2009): “Information immobility and the home bias puzzle,” *The Journal of Finance*, 64, 1187–1215.
- (2010): “Information acquisition and under-diversification,” *The Review of Economic Studies*, 77, 779–805.
- VELDKAMP, L. L. (2011): *Information choice in macroeconomics and finance*, Princeton University Press.
- WIEDERHOLT, M. (2010): “Rational Inattention,” in *The New Palgrave Dictionary of Economics*, ed. by S. N. Durlauf and L. E. Blume, Palgrave Macmillan, vol. 4.
- WOODFORD, M. (2003): “Imperfect Common Knowledge and the Effects of Monetary Policy,” *Knowledge, Information, and Expectations in Modern Macroeconomics: In Honor of Edmund S. Phelps*, 25.
- (2009): “Information-constrained state-dependent pricing,” *Journal of Monetary Economics*, 56, S100–S124.
- (2014): “Stochastic choice: An optimizing neuroeconomic model,” *The American Economic Review*, 104, 495–500.

## A Additional figures for section 4

In this Appendix we discuss in more detail how information propagates in the case of a time-zero prior mean that is steeper than the truth, i.e. a  $b_0 > 1$  in equation (18). Recall that the right panel of Figure 7 plots the mean ergodic policy function in such a case.

Consider the impulse response experiment discussed in section 4.1.1 and plotted in Figure 13. In the left panel we see how on impact the action drops by more than the change in the state because the ergodic policy is now steeper. On the other hand, the innovation in the new signal,  $\eta_t - \hat{c}_0^{ss}(y_t)$ , is now positive on average which updates *upwards* the beliefs about  $c^*(y)$ . As a result, the impulse response converges from above. The learning parameters have the usual effect as in the benchmark case: the response on impact is closer to the true optimal policy function and there is less propagation of the innovation for a lower  $\kappa$  and a higher  $\psi$ . Without discounting, there are no persistent effects. In the right panel, we see that when the true innovation is even more unusual the action further drops, but proportionally less. The reason for this diminished impact effect is that the ergodic policy function becomes now flatter as the state becomes more unusual. However, the reasoning precision is not affected by the prior mean so the agent still obtains a more precise signal at the unusual state. Therefore, in terms of propagation, the response conditional on a more unusual state is still more persistent as in the benchmark case.

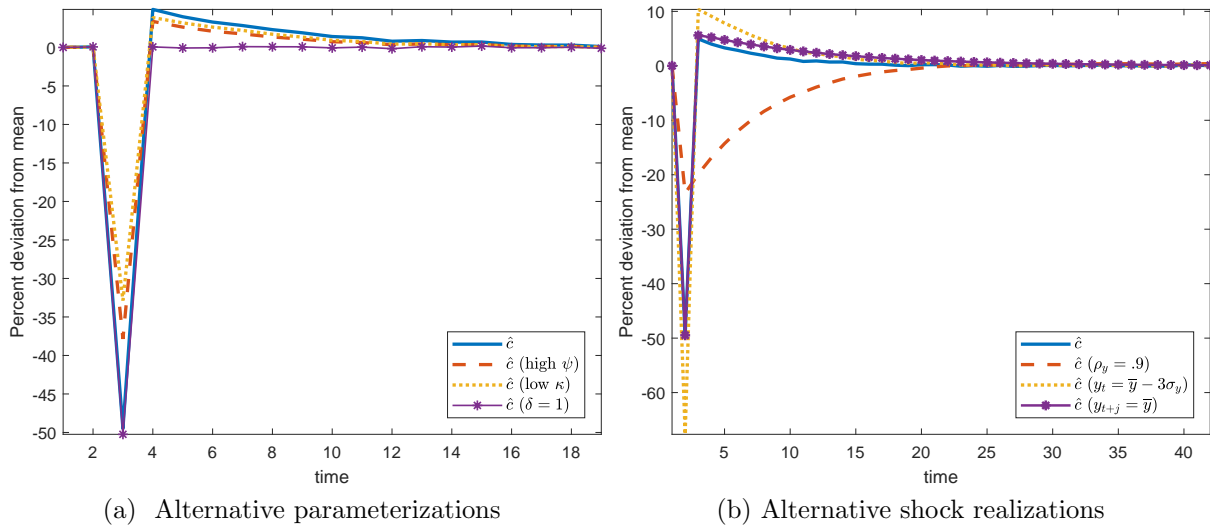
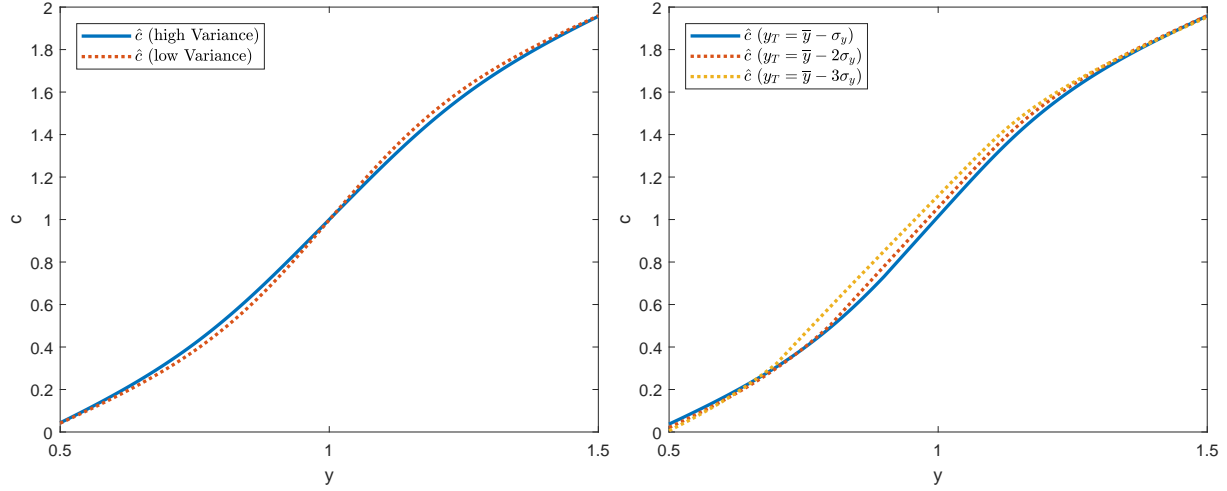


Figure 13: Impulse response function. The figure plots the typical path of the action when the time-zero prior mean is steeper than the truth, i.e.  $\hat{c}_0(y) = \bar{c} + b_0(y - \bar{y})$  with  $b_0 = 3$ . The left panel plots the response following an innovation of  $y_t = \bar{y} - 2\sigma_y$ . The figure illustrates an example with parameters  $W_{cc} = 1, \kappa = 0.5, \sigma_c^2 = 1, \psi = 1$ , and  $\delta = 0.9$ . In the left panel we change parameters to  $\kappa = 0.1, \psi = 5$  and  $\delta = 1$ , respectively. In the right panel we change persistence to  $\rho_y = .9$  (dashed line), or we feed in future values of  $y_{t+j}$  that always equal to  $\bar{y}$  (starred line), or set the current shock to  $y_t = \bar{y} - 3\sigma_y$  (dotted line).

Figure 14 plots the experiments analyzed in section 4.2 in the case of  $b_0 = 3$ . The state-dependent reasoning choice leads to more informative signals following periods of more unusual states. Since in this case, the ergodic mean prior is steeper than the truth, the new signals lead to updated beliefs characterized by flatter responses to  $y$ . We see this effect in

the left panel, where following a period of high variability of states, the posterior conditional expectation is flatter, as well as in the right panel, where following a more unusual state realization the posterior mean also becomes less steep. Therefore, these posteriors, which become the new priors entering into subsequent periods, generates less variable actions.



(a) Conditional on recently low or high variance of states      (b) Conditional on recently unusual states

Figure 14: Optimal action and variability of states. The figure plots the mean policy function when the time-zero prior mean is steeper than the truth, i.e.  $\hat{c}_0(y) = \bar{c} + b_0(y - \bar{y})$  with  $b_0 = 3$ . In the left panel the policy function conditions on samples of shocks with lower or higher than typical variability. In the right panel the policy function conditions on the previous state demeaned innovation ranging from  $-\sigma$  to  $-3\sigma$ . The figure illustrates an example with parameters  $W_{cc} = 1, \kappa = 0.5, \sigma_c^2 = 1, \psi = 1$ , and  $\delta = 0.9$ .

## B Statistical fit of persistence in the time-series

In this appendix section we document in a more systematic way how an econometrician analyzing time-series data on actions from our model recovers evidence of persistence as well. For this purpose, we consider an Autoregressive process of order p (AR(p)) for the action:

$$c_t = \bar{c} + \sum_{i=1}^p \rho_i c_{t-i} + \sigma \epsilon_t \quad (25)$$

Table 1 summarizes results for the baseline model and some alternative specifications.<sup>34</sup> The model is characterized by significant evidence against the null of no persistence in actions. We focus there on an AR(1) process and find that the estimated  $\rho_1$  parameter is significantly positive indicating a strong departure from the iid assumption on the evolution of the state  $y_t$ . The intuition for the presence of endogenous persistence follows the logic of the impulse response function presented in section 4.1. The key mechanism is that the information acquired about the optimal action at some particular realization of the state  $y_t$  is perceived

<sup>34</sup>We simulate 10000 periods and drop the first 500 so to compute long run moments.

Table 1: Time-series properties of the action

Moment \ Model	Baseline	Lower $\kappa$	Higher $\psi$
Persistence $\hat{\rho}_1$	.61	.18	.19
	[.59,.63]	[.17,.21]	[.17,.21]

*Note:* This table reports results for estimating  $\rho_1$  in equation (25). The baseline parametrization is  $W_{cc} = 1$ ,  $\kappa = 0.5$ ,  $\sigma_c^2 = 1$ ,  $\psi = 1$ , and  $\delta = 0.9$ . In the third column  $\kappa = .1$ , while in the fourth column  $\psi = 5$ . In squared brackets we report the 95% confidence interval.

to be informative about the optimal action at a different value  $y'$ . The discussion in sections 3.3 and 4.1 highlights the two essential structural forces for these time-series results. In Table 1 both for the alternative parameterizations of 'Lower  $\kappa$ ' and 'Higher  $\psi$ ', the effects of reasoning about the optimal function are weaker, in the form of smaller estimated  $\rho_1$ .

In Table 2, we also estimate an AR(2) process and the best fitting AR(p) model. For the baseline parametrization the AR(2) improves the fit over the AR(1) with significant coefficients at both lags. The best fit, according to the Akaike information criterion, has 6 lags with a sum of coefficients equal to 0.71. While in the baseline model the state is iid, we explore the effects of increasing that persistence to 0.5 and 0.9, respectively. In the former case, the cognition friction leads to a higher persistence in actions, equal to 0.83. In the latter case, the model also generates significant hump-shape dynamics. In particular, when we fit an AR(2) process, the impulse response function transmits a raise in  $c_t$  into an increase in  $c_{t+j}$  that mean reverts only at  $j = 6$ . This confirms the hump-shape dynamics in Figure 8.

Table 2: AR(p) processes for action

Model/Moment	AR(1)	AR(2)		AR(p)	
Persistence in actions	$\rho$	$\rho_1$	$\rho_2$	$p^*$	$\sum_{i=1}^{p^*} \rho_i$
Baseline	.61	.48	.2	6	.71
Shock persistence $\rho_y = .5$	.83	.85	-.02	5	.83
Shock persistence $\rho_y = .9$	.97	1.15	-.18	8	.95

*Note:* This table reports results for estimating AR(p) processes for the average action, as in equation (25).

## C Statistical fit of volatility clustering in the time-series

To measure volatility clustering, we first use the AR(p) regression in equation (25) to compute squared residuals  $\hat{\epsilon}_t^2$ . We then regress them on the previous absolute value of actions



$\tilde{c}_{t-1} \equiv c_{t-1}I(|c_{t-1}| > \bar{\sigma})$ , where the latter indicator equals one if the absolute value of the action  $c_{t-1}$  is larger than a threshold proportional to the measured unconditional standard deviation of actions, denoted by  $\bar{\sigma}$ . The regression states:

$$\hat{\epsilon}_t^2 = \alpha + \beta|\tilde{c}_{t-1}| + \tilde{\epsilon}_t \quad (26)$$

Table 3: Time-series properties of the action

Moment \ Model	Baseline	Lower $\kappa$	Higher $\psi$
Volatility cluster $\hat{\beta}$	.6	.48	.5
	[.3,1]	[-.01,1]	[0,1]

*Note:* This table reports results for estimating  $\beta$  in equation (26) for the baseline and alternative parametrizations of Table 1. In squared brackets we report the 95% confidence interval.

Table 3 reports evidence for volatility clustering, in the form of a significantly positive  $\beta$  in equation (26).<sup>35</sup> The intuition for this finding is presented in section 4.2.1. After more unusual states, which in turn generate more unusual actions compared to the ergodic action, in the form of a higher  $|c_{t-1}|$ , the agent finds it optimal to reason more intensely. This increased deliberation leads on average to an updated belief that is more responsive, which on average generates a larger variability in actions in the next period, resulting in larger residuals  $\epsilon_t^2$ . The effects are smaller for the 'Lower  $\kappa$ ' and 'Higher  $\psi$ ' cases.

## D Two Actions

In this appendix we present details on the extension to multiple actions introduced in section 6. We model uncertainty over the vector of functions  $[c^*(y), l^*(y)]$  as a vector Gaussian Process distribution,

$$\begin{bmatrix} c^*(y) \\ l^*(y) \end{bmatrix} \sim \mathcal{GP} \left( \begin{bmatrix} \hat{c}_0(y) \\ \hat{l}_0(y) \end{bmatrix}, \begin{bmatrix} \Sigma_0^c(y, y') & \Sigma_0^{cl}(y, y') \\ \Sigma_0^{cl}(y, y') & \Sigma_0^l(y, y') \end{bmatrix} \right),$$

where now  $\hat{c}_0(y)$  and  $\hat{l}_0(y)$  represent the prior mean functions over  $c^*(y)$  and  $l^*(y)$ , respectively, and  $\Sigma_0^c(y, y')$  and  $\Sigma_0^l(y, y')$  are the covariances within the two functions  $c^*(y)$  and  $l^*(y)$  respectively, and  $\Sigma_0^{cl}(y, y')$  is the covariance across the two functions. All covariance functions are of the squared exponential family

$$\text{Cov}(c^*(y), c^*(y')) = \sigma_c^2 e^{-\psi_c(y-y')^2}; \quad \text{Cov}(l^*(y), l^*(y')) = \sigma_l^2 e^{-\psi_l(y-y')^2}$$

<sup>35</sup>If instead of the threshold  $\bar{\sigma}$  in the indicator function in (26), we use a value of 0, then the point estimate for  $\beta$  is still positive but not significant at a 95% confidence level.

including the cross-term  $\text{Cov}(c^*(y), l^*(y')) = \sigma_{cl}^2 e^{-\psi_{cl}(y-y')^2}$ , where the respective parameters play the same role as before. We focus on the case where  $\psi_c = \psi_l = \psi_{cl} = \psi$ .

The deliberation process is modeled as a choice over the precision of unbiased signals

$$\eta_t^c = c^*(y_t) + \varepsilon_t^{\eta^c}; \quad \eta_t^l = l^*(y_t) + \varepsilon_t^{\eta^l}$$

Lastly, the cognition cost is again a linear function of the total information the agent acquires about his (vector of) optimal actions, as measured by Shannon mutual information:

$$I\left(\begin{bmatrix} c^*(y) \\ l^*(y) \end{bmatrix}; \boldsymbol{\eta}(y_t), \boldsymbol{\eta}^{t-1}\right) = H\left(\begin{bmatrix} c^*(y) \\ l^*(y) \end{bmatrix} | \boldsymbol{\eta}^{t-1}\right) - H\left(\begin{bmatrix} c^*(y) \\ l^*(y) \end{bmatrix} | \boldsymbol{\eta}_t, \boldsymbol{\eta}^{t-1}\right)$$

where we define the bold symbol  $\boldsymbol{\eta}_t$  as the vector of signals  $\eta_t^c, \eta_t^l$ .

Hence the costly deliberation framework is an extension of the univariate case. The agent faces the following reasoning problem:

$$U = \max_{\hat{\sigma}_{c,t}^2, \hat{\sigma}_{l,t}^2} -W_{cc}\hat{\sigma}_{c,t}^2(y_t) - W_{ll}\hat{\sigma}_{l,t}^2(y_t) - \kappa I\left(\begin{bmatrix} c^*(y) \\ l^*(y) \end{bmatrix}; \boldsymbol{\eta}_t, \boldsymbol{\eta}^{t-1}\right)$$

s.t.  $\hat{\sigma}_{c,t}^2(y_t) \leq \hat{\sigma}_{c,t-1}^2(y_t); \quad \hat{\sigma}_{l,t}^2(y_t) \leq \hat{\sigma}_{l,t-1}^2(y_t)$

where for convenience we define the notation

$$\hat{\sigma}_{c,t}^2(y_t) = \text{Var}_t(c^*(y_t)); \quad \hat{\sigma}_{l,t}^2(y_t) = \text{Var}_t(l^*(y_t))$$

Given an optimal choice of the signal error variance, there are corresponding effective signal to noise ratios  $\alpha_c^*(y_t; \boldsymbol{\eta}_t, \boldsymbol{\eta}^{t-1})$  and  $\alpha_l^*(y_t; \boldsymbol{\eta}_t, \boldsymbol{\eta}^{t-1})$  respectively, and the resulting effective actions taken by the agent are given by:

$$\hat{c}_t(y_t) = E_t(c^*(y_t)) = \hat{c}_{t-1}(y_t) + \alpha_c^*(y_t; \boldsymbol{\eta}_t, \boldsymbol{\eta}^{t-1})(\eta_t^c - \hat{c}_{t-1}(y_t))$$

$$\hat{l}_t(y_t) = E_t(l^*(y_t)) = \hat{l}_{t-1}(y_t) + \alpha_l^*(y_t; \boldsymbol{\eta}_t, \boldsymbol{\eta}^{t-1})(\eta_t^l - \hat{l}_{t-1}(y_t))$$

We focus on the case where the agent has a prior belief that there is no correlation between the values of his two actions and hence  $\sigma_{cl}^2 = 0$ .<sup>36</sup> The optimal deliberation choice is represented by, this time potentially action specific, optimal target levels for the posterior uncertainty, which lead to the equation (24) in the text

$$\hat{\sigma}_{c,t}^{*2}(y_t) = \min\left\{\frac{\kappa}{2W_{cc}}, \hat{\sigma}_{c,t-1}(y_t)\right\}; \quad \hat{\sigma}_{l,t}^{*2}(y_t) = \min\left\{\frac{\kappa}{2W_{ll}}, \hat{\sigma}_{l,t-1}(y_t)\right\}$$

---

<sup>36</sup>This is a particularly straightforward case to analyze because the optimal deliberation about each action is independent of the choice of deliberation about the other. Moreover, it is still an interesting special case because some of the fundamental features of the more general problem are quite transparent here.